

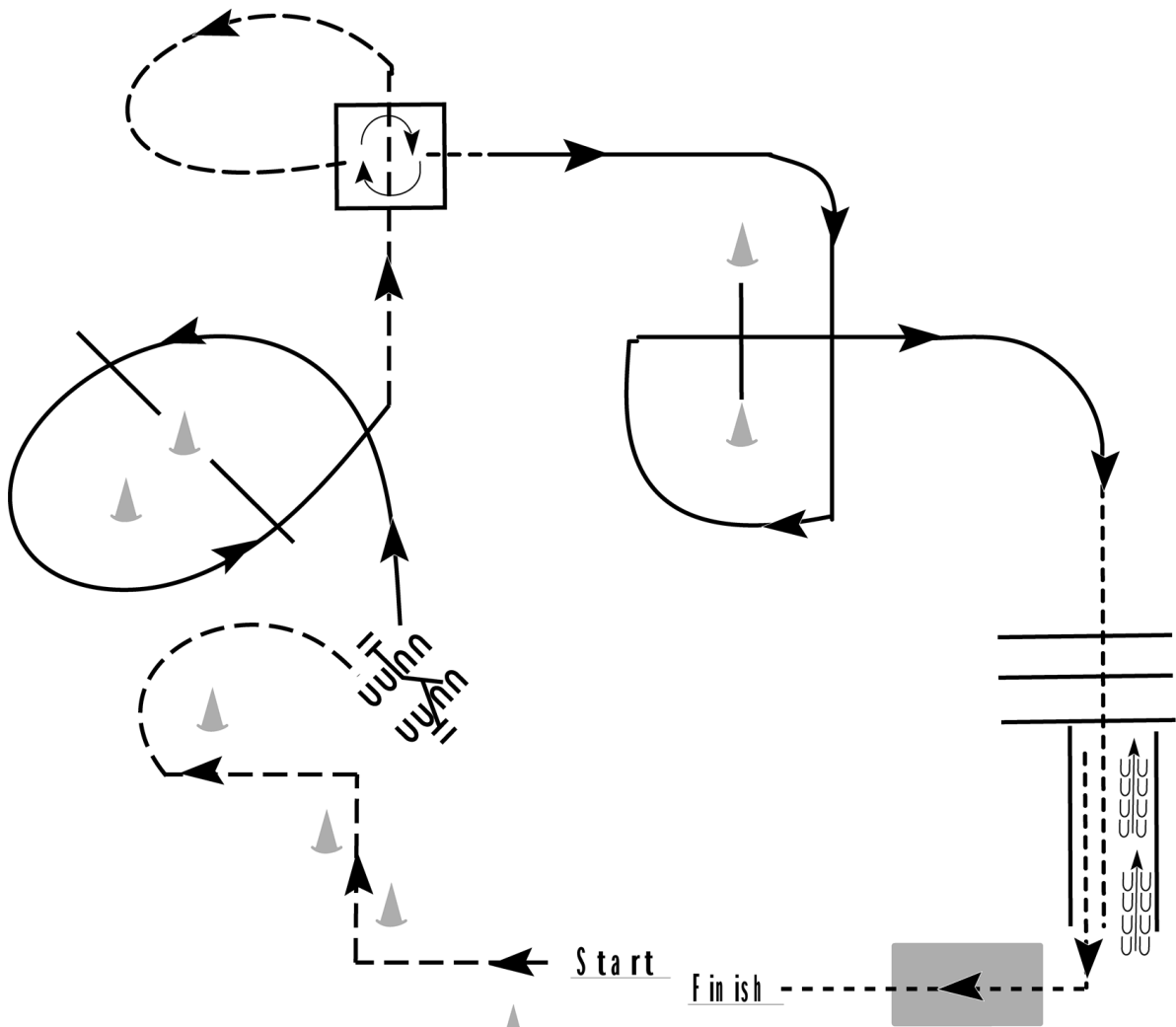
2016 June Show

Trail (18 & Under, 19 & Over LOPE)

Show Date: 06-04-2016

www.HorseShowPatterns.com

www.HorseShowPatterns.com



1. Jog thru serpentine as shown.
2. Work gate with left hand.
3. Lope on left lead over 2 poles.
4. Jog thru box and into box.
5. Turn 360 degrees to the right and walk out.
6. Lope on right lead over pole as shown.
7. Walk over poles and into chute; back the chute.
8. Walk out of chute, over bridge to finish.

Walk	-----
Jog	- - - - -
Extended Jog	-----
Lope	=====
Leg Yield	
Lead Change	↘
Back	←←←
Marker	Ⓚ
Sidepass	←-----←

[T/1-37]

Pattern Provided by:

AAYHA

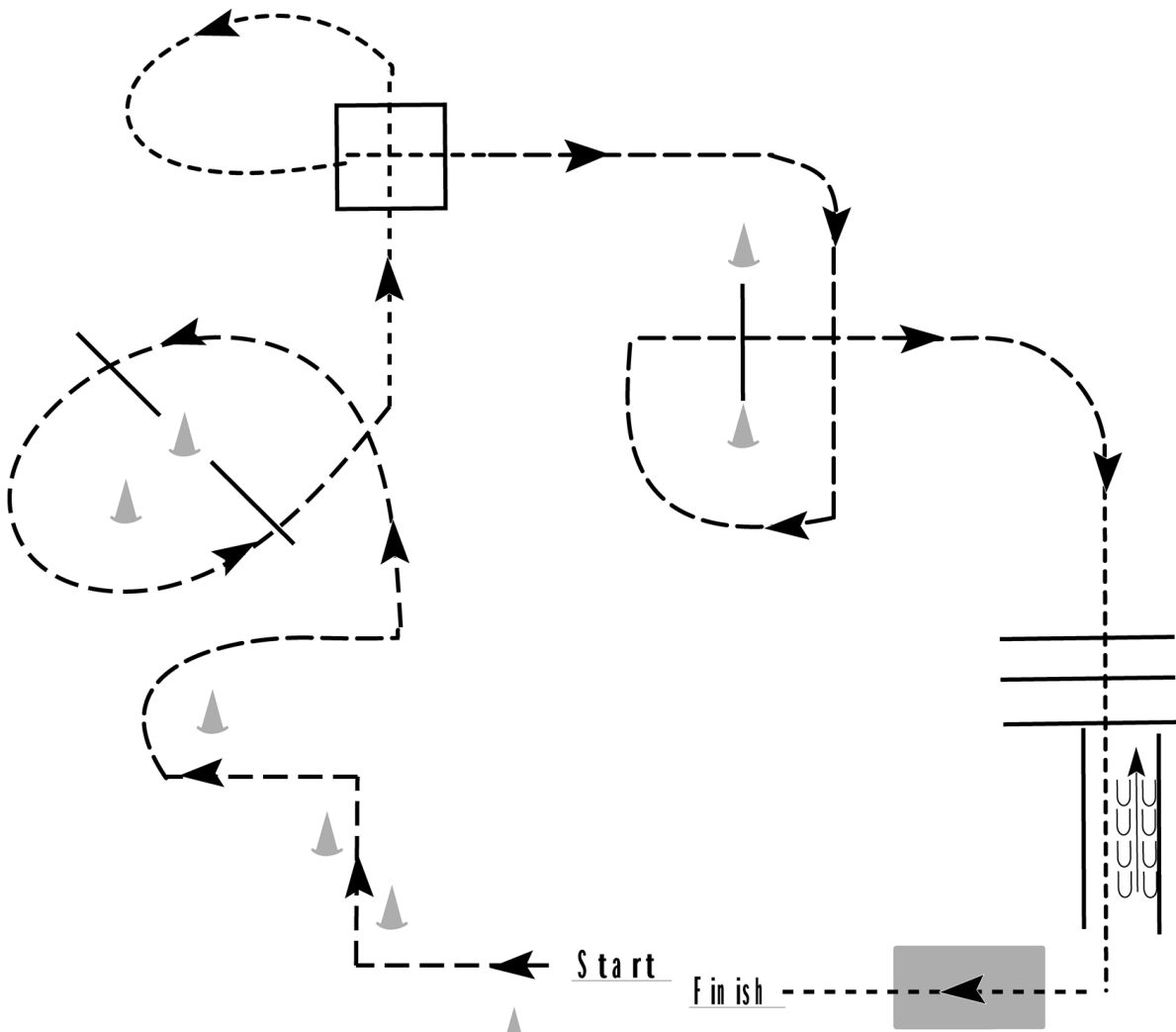
2016 June Show

Trail (Assisted, In-Hand, All Walk/Trot)

Show Date: 06-04-2016

www.HorseShowPatterns.com

www.HorseShowPatterns.com



1. Jog thru serpentine as shown.
2. Jog over 2 poles.
3. Walk thru box twice as shown.
4. Jog over pole as shown.
5. Walk over poles and into chute.
6. Back up in the chute.
7. Walk out of chute and over bridge to finish.

Walk	-----
Jog	- - - - -
Extended Jog	— — — —
Lope	—————
Leg Yield	
Lead Change	— / —
Back	← ← ← ← ←
Marker	Ⓚ
Sidepass	← — — — — →

[T/WT-37]

Pattern Provided by:
AAYHA

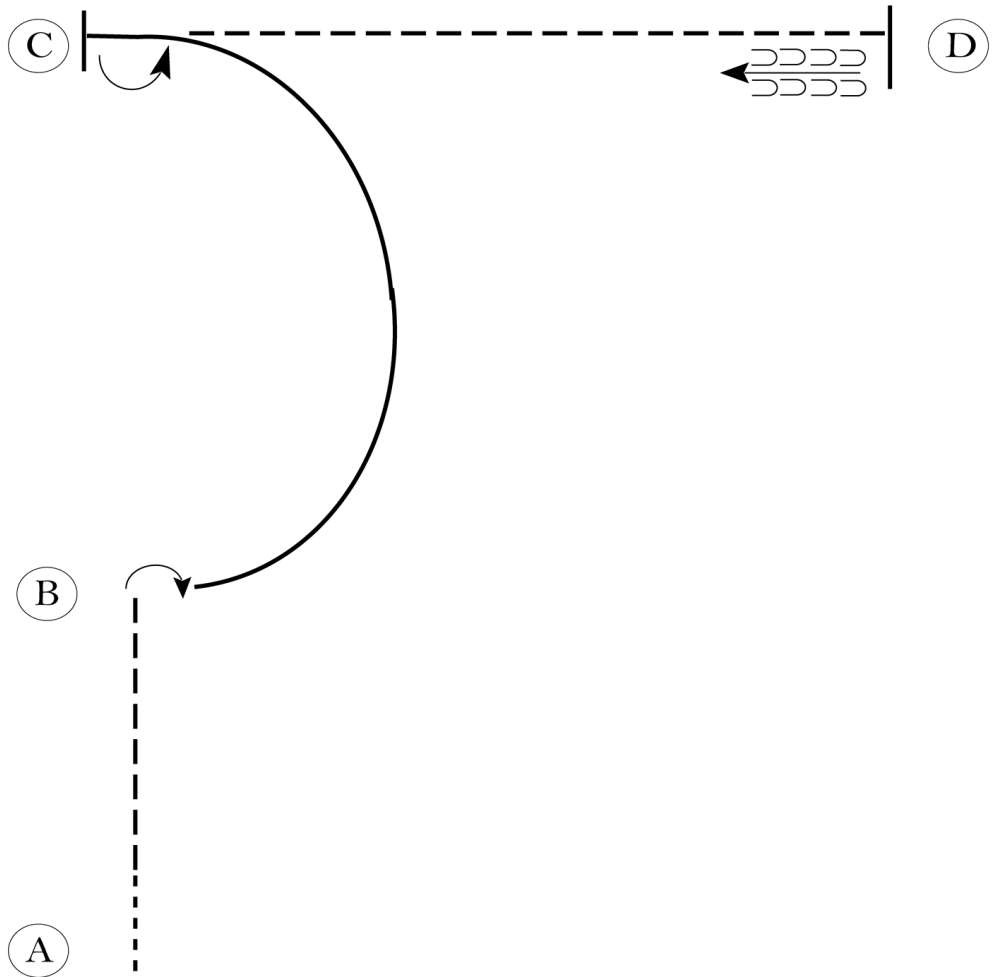
2016 June Show

Western Horsemanship (18 & Under, 19 & Over LOPE)

Show Date: 06-04-2016

www.HorseShowPatterns.com

www.HorseShowPatterns.com



Be ready at A.

1. Walk approximately 2 horse lengths from A.
2. Jog to B.
3. Turn 1/4 turn to the right.
4. Lope on the left lead to C.
5. Turn 1/2 turn to the left.
6. Jog to D.
7. Stop at D and back approximately one horse length.

Follow the instructions of your ring steward.

Walk	-----
Jog	-----
Extended Jog	-----
Lope	—————
Leg Yield	
Lead Change	—/—
Back	←←← ←←←
Marker	ⓑ
Sidepass	←-----→

[WH/1-59]

Pattern Provided by:

AAYHA

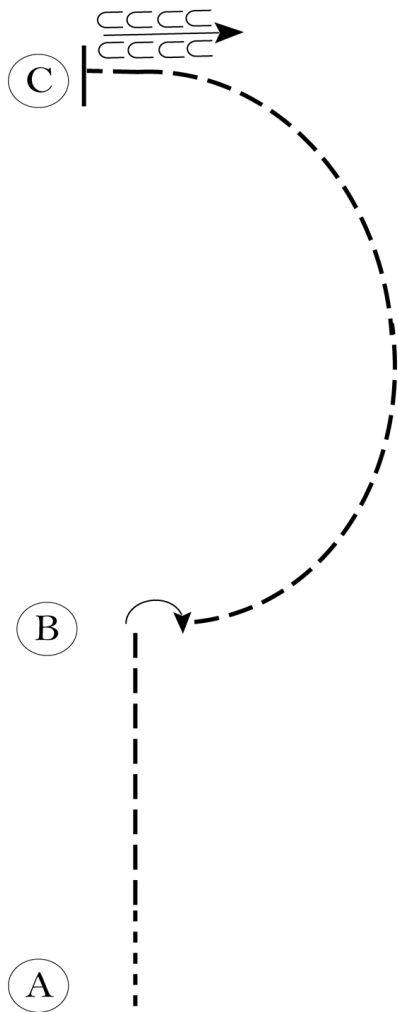
2016 June Show

Western Horsemanship (All Walk/Trot)

Show Date: 06-04-2016

www.HorseShowPatterns.com

www.HorseShowPatterns.com



Be ready at A.

1. Walk approximately 2 horse lengths from A.
2. Jog to B.
3. Turn 1/4 turn to the right.
4. Jog in a half circle to C.
5. Stop at C and back approximately one horse length.

Follow the instructions of your ring steward.

Walk	-----
Jog	- - - - -
Extended Jog	- - - - -
Lope	—————
Leg Yield	
Lead Change	— / —
Back	← C C C C C C C C C C
Marker	Ⓚ
Sidepass	←-----→

[WH/WT-59]

Pattern Provided by:

AAYHA

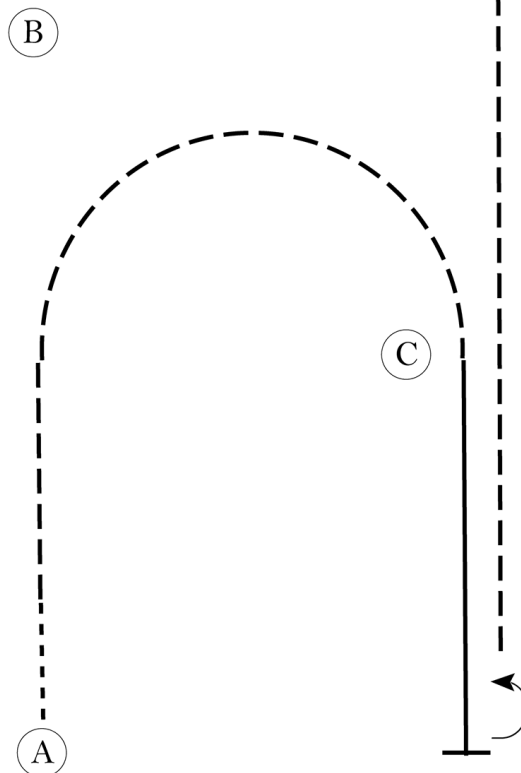
2016 June Show

Hunt Seat Equitation (18 & Under, 19 & Over)

Show Date: 06-04-2016

w w w . H o r s e S h o w P a t t e r n s . c o m

w w w . H o r s e S h o w P a t t e r n s . c o m



Be ready with your horse's tail to A.

1. Walk two horse lengths from A.
2. Trot on the left diagonal in a half circle to C.
3. Canter on the left lead until even with A.
4. Stop when even with A.
5. Perform a 1/2 turn on the hindquarters to the left.
6. Rising trot on the right diagonal to and past B.

Pattern is over once you have passed B at the trot.

Follow the directions of your ring steward.

Walk	-----
Trot	- - - - -
Extended Trot	— — — —
Canter	—————
Lead Change	
Back	
Marker	(B)
Hand Gallop	—————

[HSE/1-51]

Pattern Provided by:

AAYHA

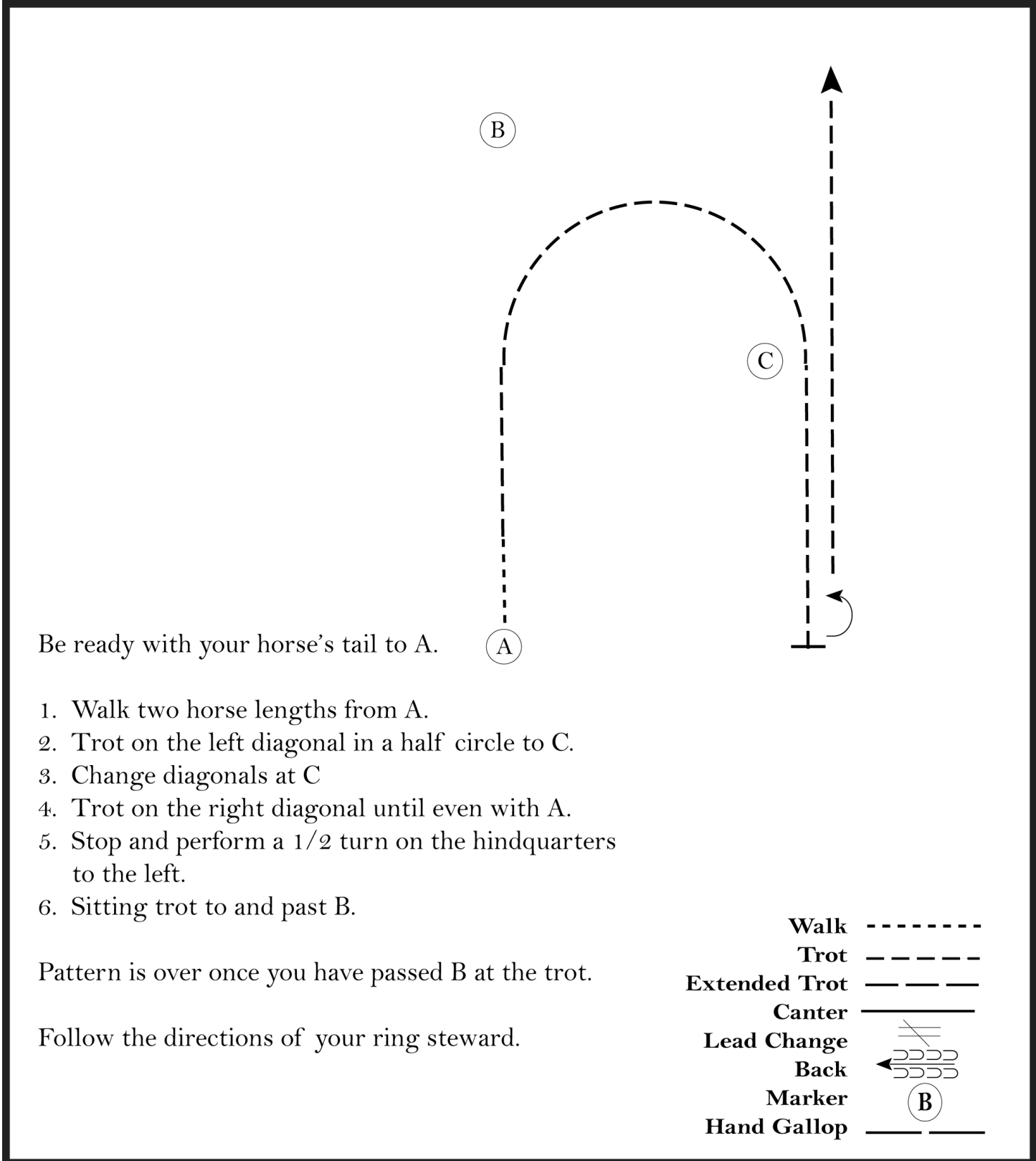
2016 June Show

Hunt Seat Equitation (All Walk/Trot)

Show Date: 06-04-2016

w w w . H o r s e S h o w P a t t e r n s . c o m

w w w . H o r s e S h o w P a t t e r n s . c o m



Be ready with your horse's tail to A.

1. Walk two horse lengths from A.
2. Trot on the left diagonal in a half circle to C.
3. Change diagonals at C
4. Trot on the right diagonal until even with A.
5. Stop and perform a 1/2 turn on the hindquarters to the left.
6. Sitting trot to and past B.

Pattern is over once you have passed B at the trot.

Follow the directions of your ring steward.

Walk	-----
Trot	- - - - -
Extended Trot	— — — —
Canter	—————
Lead Change	
Back	
Marker	
Hand Gallop	—————

[HSE/WT-51]

Pattern Provided by:

AAYHA

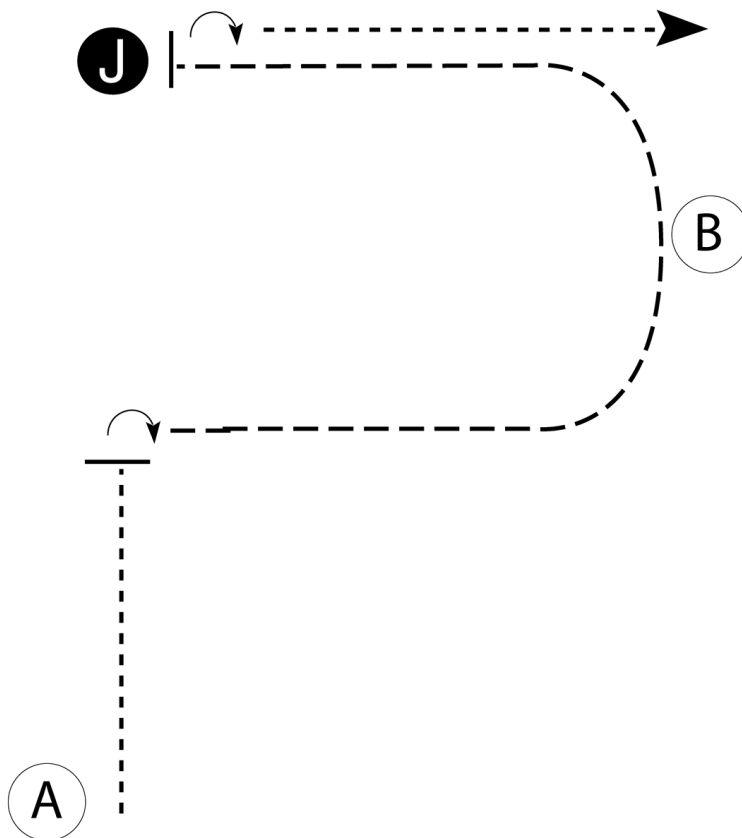
2016 June Show

Showmanship (18 & Under, 19 & Over)

Show Date: 06-04-2016

w w w . H o r s e S h o w P a t t e r n s . c o m

w w w . H o r s e S h o w P a t t e r n s . c o m



Be ready at A.

1. When acknowledged, walk halfway to judge.
2. Stop and perform a 90 degree turn.
3. Trot around to judge as shown.
4. Stop and set up for inspection.
5. When dismissed, perform a 180 degree turn.
6. Walk straight away to exit.

Follow the instructions of your ring steward.

Walk	-----
Trot	- - - - -
Back	←
Marker	ⓑ
Judge	ⓐ

[S/1-64]

Pattern Provided by:

AAYHA

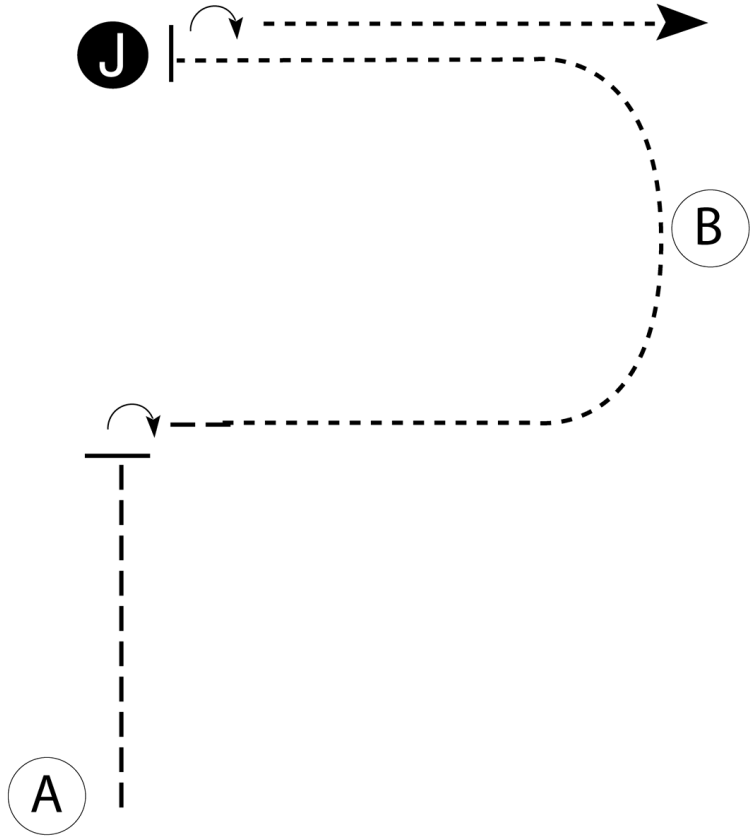
2016 June Show

Showmanship (Assisted, In-Hand, All Walk/Trot)

Show Date: 06-04-2016

w w w . H o r s e S h o w P a t t e r n s . c o m

w w w . H o r s e S h o w P a t t e r n s . c o m



Be ready at A.

1. When acknowledged, trot to judge.
2. Stop and perform a 90 degree turn.
3. Walk around to judge as shown.
4. Stop and set up for inspection.
5. When dismissed, perform a 180 degree turn.
6. Walk straight away to exit.

Follow the instructions of your ring steward.

Walk	-----
Trot	- - - - -
Back	←
Marker	ⓑ
Judge	ⓐ

[S/WT-64]

Pattern Provided by:

AAYHA