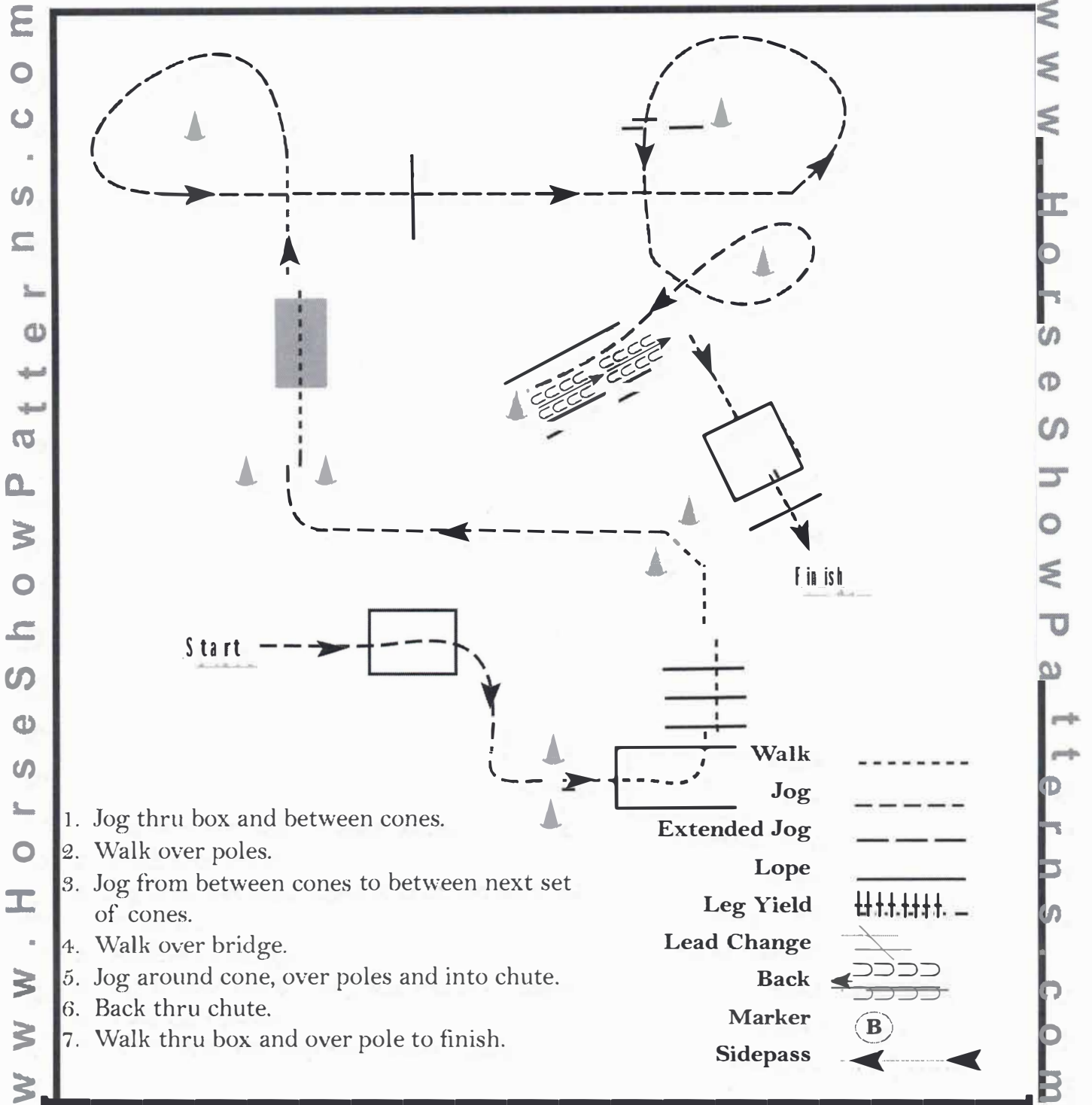


AAYHA

Trail (Assisted / All Walk/Trot)

Show Date: April 23rd 2022



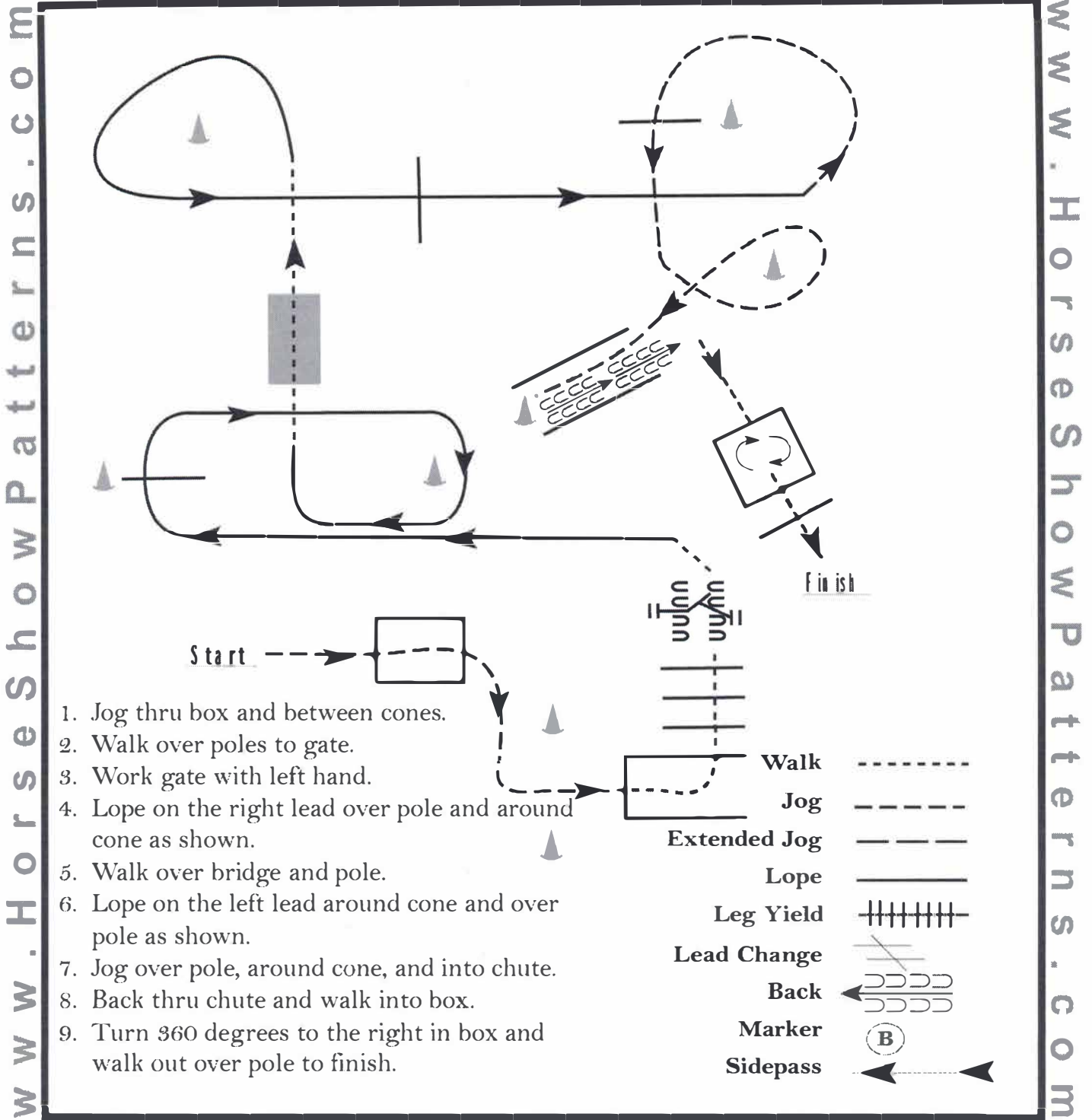
[T/WT-24]

Pattern Provided by:

AAYHA

AA YHA APRIL

Trail (18 & Under, 19 & Over
LOPE)



1. Jog thru box and between cones.
2. Walk over poles to gate.
3. Work gate with left hand.
4. Lope on the right lead over pole and around cone as shown.
5. Walk over bridge and pole.
6. Lope on the left lead around cone and over pole as shown.
7. Jog over pole, around cone, and into chute.
8. Back thru chute and walk into box.
9. Turn 360 degrees to the right in box and walk out over pole to finish.

Walk
Jog	-----
Extended Jog	-----
Lope	—————
Leg Yield	
Lead Change	////
Back	←←←←←
Marker	ⓑ
Sidepass	←←←←←

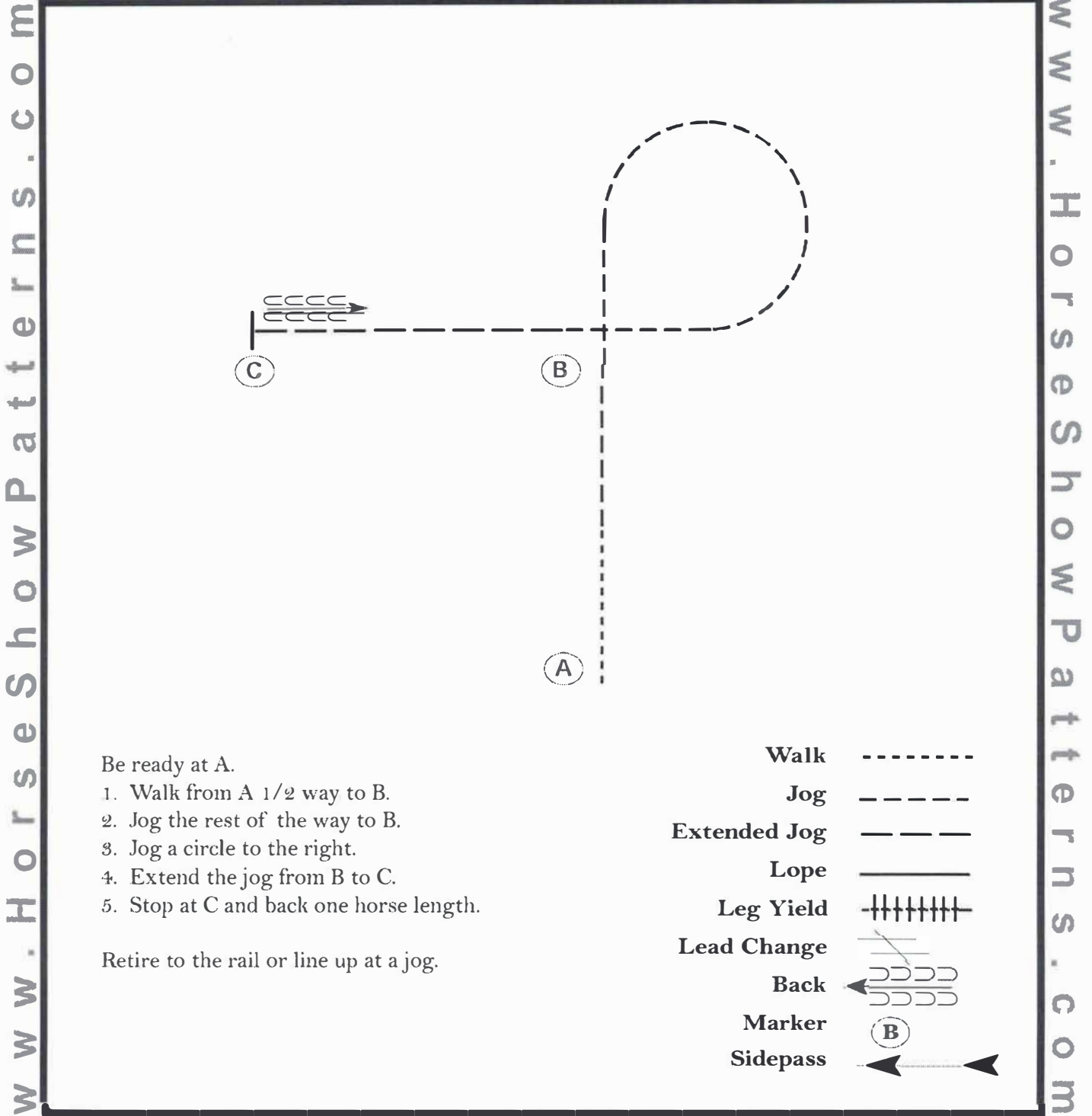
[T/1-24]

Pattern Provided by:

AA YHA

AA YHA Show

Western Horsemanship (All Walk/Trot)



Be ready at A.

1. Walk from A 1/2 way to B.
2. Jog the rest of the way to B.
3. Jog a circle to the right.
4. Extend the jog from B to C.
5. Stop at C and back one horse length.

Retire to the rail or line up at a jog.

Walk
Jog	-----
Extended Jog	-----
Lope	—————
Leg Yield	
Lead Change	↘
Back	←←←
Marker	(B)
Sidepass	←←←

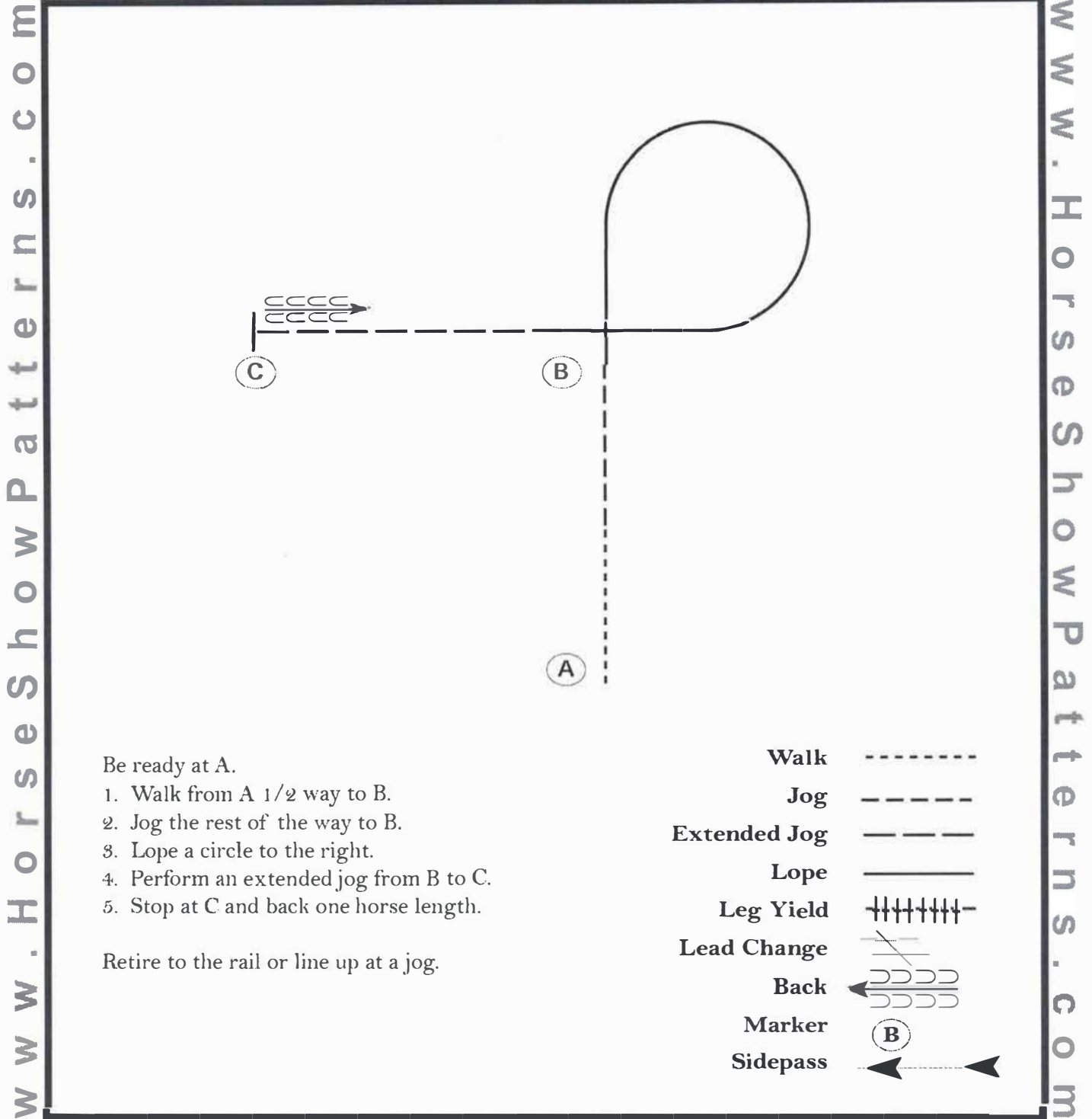
[WH/WT-25]

Pattern Provided by:

AA YHA

AAYHA Show

Western Horsemanship (18 & Under, 19 & Over LOPE)



Be ready at A.

1. Walk from A 1/2 way to B.
2. Jog the rest of the way to B.
3. Lope a circle to the right.
4. Perform an extended jog from B to C.
5. Stop at C and back one horse length.

Retire to the rail or line up at a jog.

Walk
Jog	-----
Extended Jog	- - - - -
Lope	—————
Leg Yield	
Lead Change	— / —
Back	← 3 3 3
Marker	⊙ B
Sidepass	← - - - - - →

[WH/1-25]

Pattern Provided by:

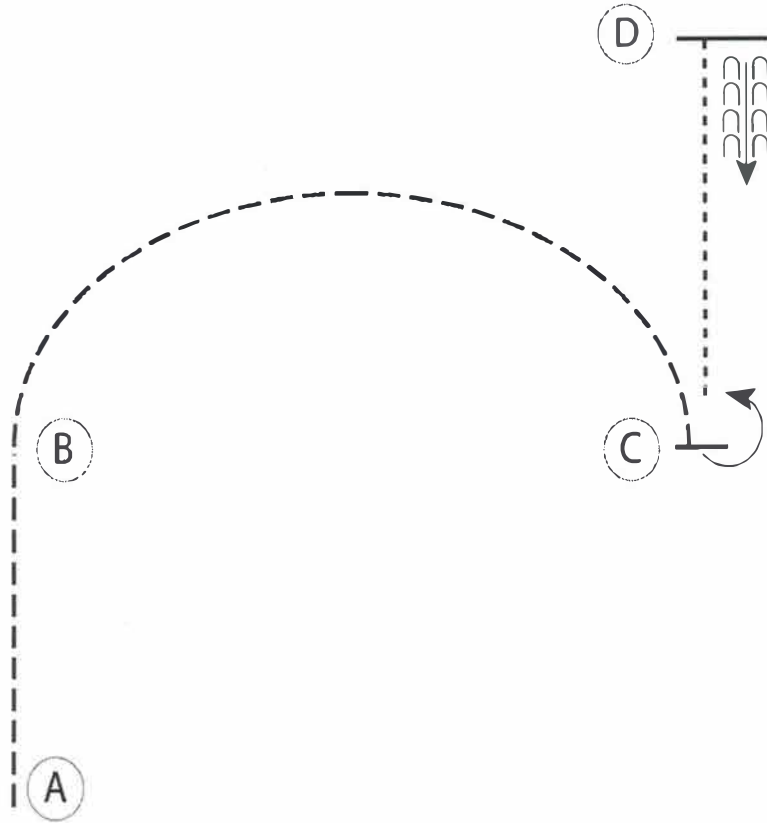
AAYHA

AA YHA Show

Hunt Seat Equitation (All Walk/Trot)

www.HorseShowPatterns.com

www.HorseShowPatterns.com



Be ready at A.

1. Posting trot on the right diagonal from A to B.
2. Change diagonals at B and posting trot on the left diagonal from B to C.
3. At C stop and perform a 180 degree turn on the forehand to the left.
4. Walk to D.
5. At D, stop and back approximately one horse length.

Follow the instructions of your ring steward.

Walk	-----
Trot	- - - - -
Extended Trot	— — — — —
Canter	—————
Leg Yield	
Lead Change	— / —
Back	←←←←←
Marker	⊙
Sidepass	← - - - - →
Hand Gallop	—————

[HSE/WT-31]

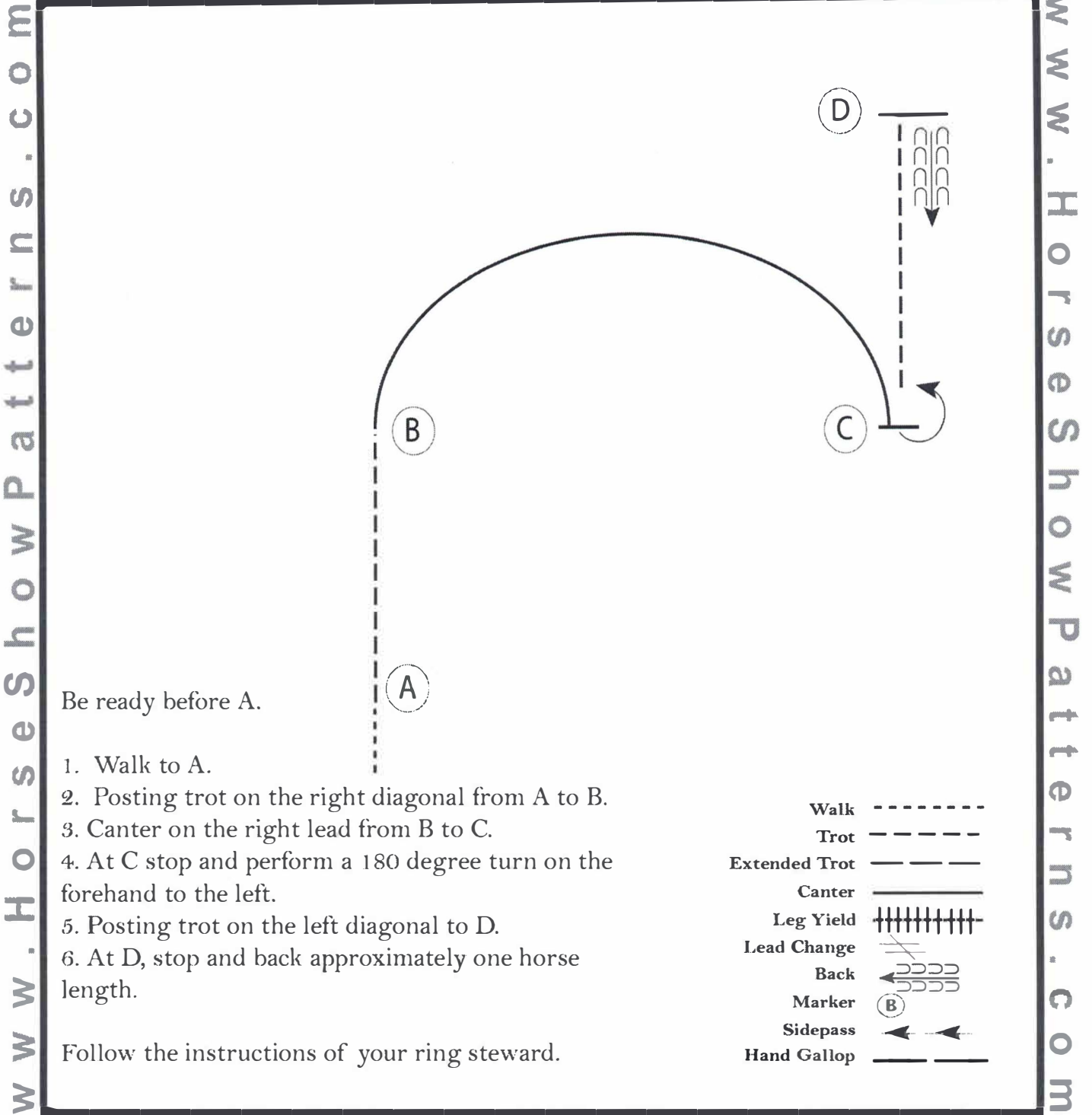
Pattern Provided by:

AA YHA

AA YHA Show

Hunt Seat Equitation (18 & Under, 19 & Over)

LOPE



Be ready before A.

1. Walk to A.
2. Posting trot on the right diagonal from A to B.
3. Canter on the right lead from B to C.
4. At C stop and perform a 180 degree turn on the forehand to the left.
5. Posting trot on the left diagonal to D.
6. At D, stop and back approximately one horse length.

Follow the instructions of your ring steward.

Walk	-----
Trot	- - - - -
Extended Trot	— — — — —
Canter	— — — — —
Leg Yield	
Lead Change	— — — — —
Back	← — — — —
Marker	ⓑ
Sidepass	← ←
Hand Gallop	— — — — —

[HSE/1-31]

Pattern Provided by:

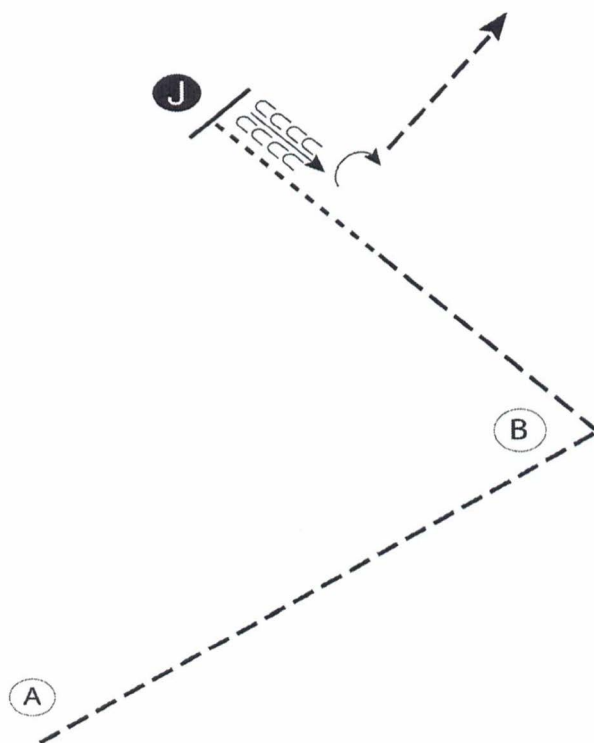
AA YHA

AA YHA Show

Showmanship (Assisted, All Walk/Trot)

www.HorseShowPatterns.com

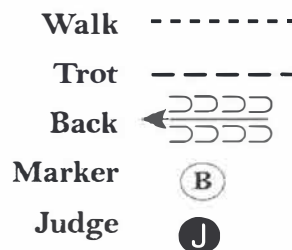
www.HorseShowPatterns.com



Be ready at A.

1. Trot to and around B and halfway to judge.
2. Walk to judge.
3. Stop and set up for inspection.
4. When dismissed back one horse length.
5. Perform a 90 degree turn and trot to the line-up.

Follow the instructions of your ring steward.



[S/WT-27]

Pattern Provided by:

AA YHA

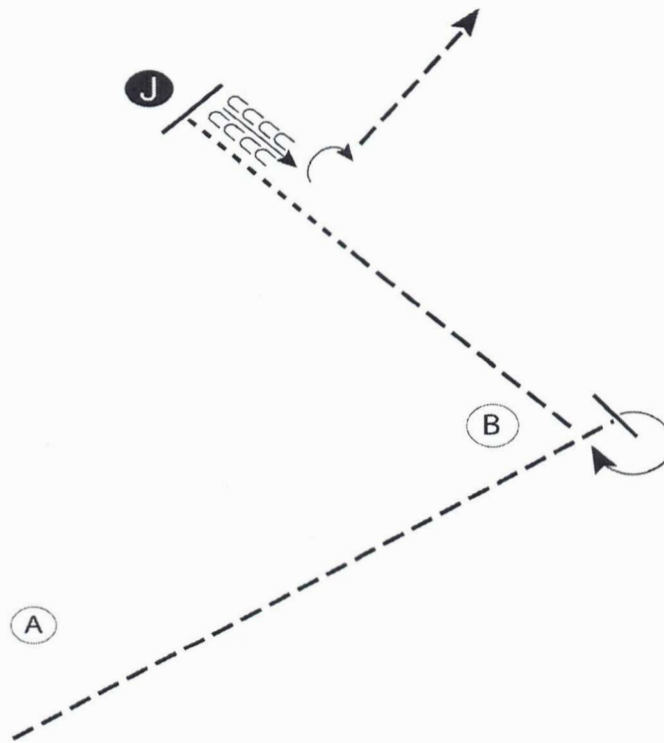
AA YHA Show

Showmanship (18 & Under, 19 & Over)

LOPE

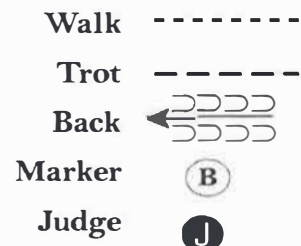
w w w . H o r s e S h o w P a t t e r n s . c o m

w w w . H o r s e S h o w P a t t e r n s . c o m



Be ready at A.

1. Trot past B and stop
 2. Perform a 270 degree turn
 3. Trot halfway to the Judge
 4. Break to the walk and walk to the Judge
 5. Stop and set up for inspection
 6. When dismissed back one horse length
 7. Perform a 90 degree turn and trot to the line-up
- Follow the instructions of your ring steward.



[S/1-27]

Pattern Provided by:

AA YHA