

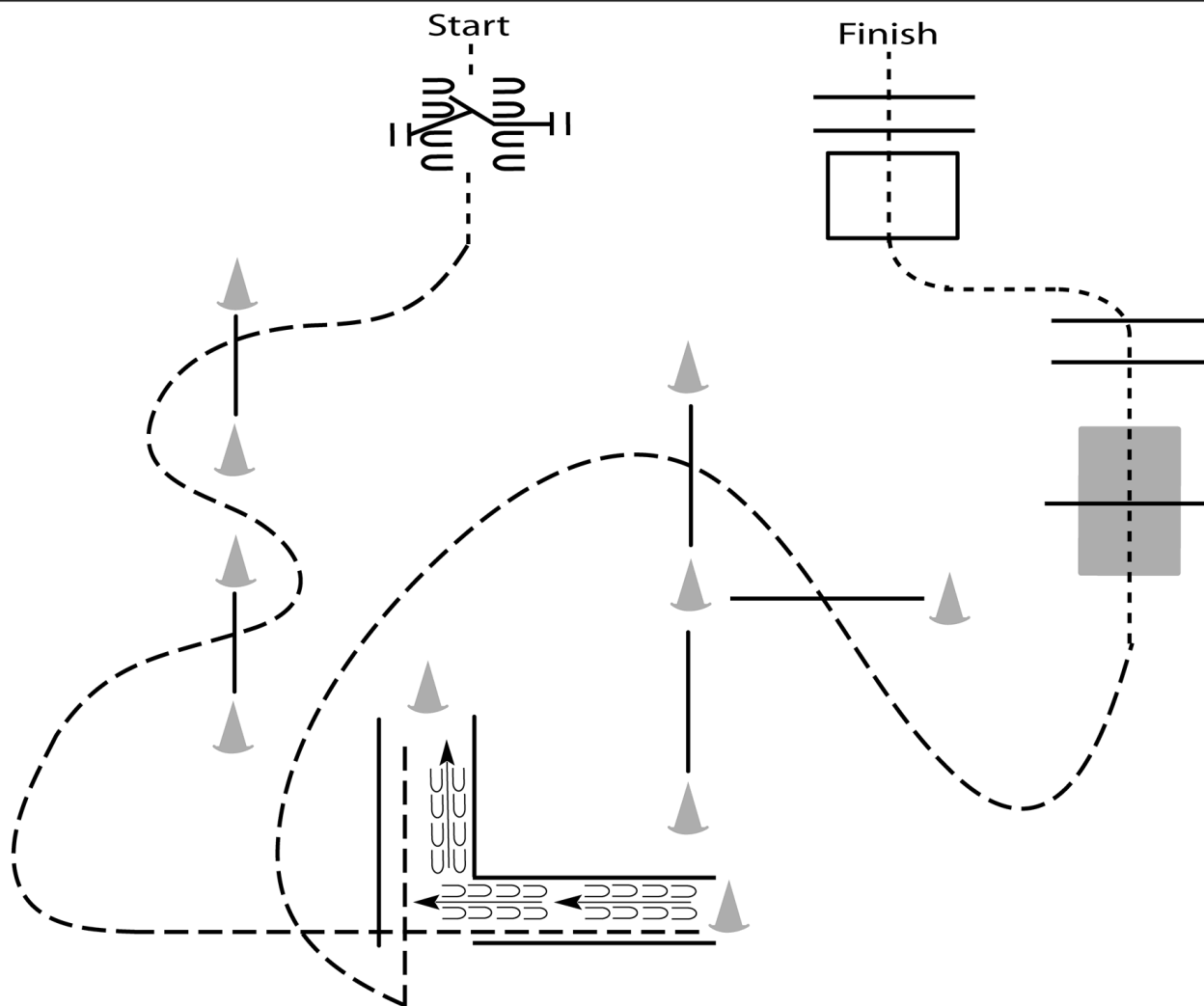
# 2016 October Show

## Trail (Assisted, In-Hand, All Walk/Trot)

Show Date: 10-15-2016

www.HorseShowPatterns.com

www.HorseShowPatterns.com



1. Walk to and work gate with right hand.
2. Jog through cones, over poles and into chute.
3. Back the L.
4. Jog out of chute, over poles and to bridge.
5. Walk over bridge and poles to box.
6. Walk through box and over elevated poles to finish.

<b>Walk</b>	-----
<b>Jog</b>	-----
<b>Extended Jog</b>	-----
<b>Lope</b>	-----
<b>Leg Yield</b>	
<b>Lead Change</b>	---/---
<b>Back</b>	← ← ←
<b>Marker</b>	Ⓚ
<b>Sidepass</b>	←-----→

[T/WT-48]

Pattern Provided by:

**AA YHA**

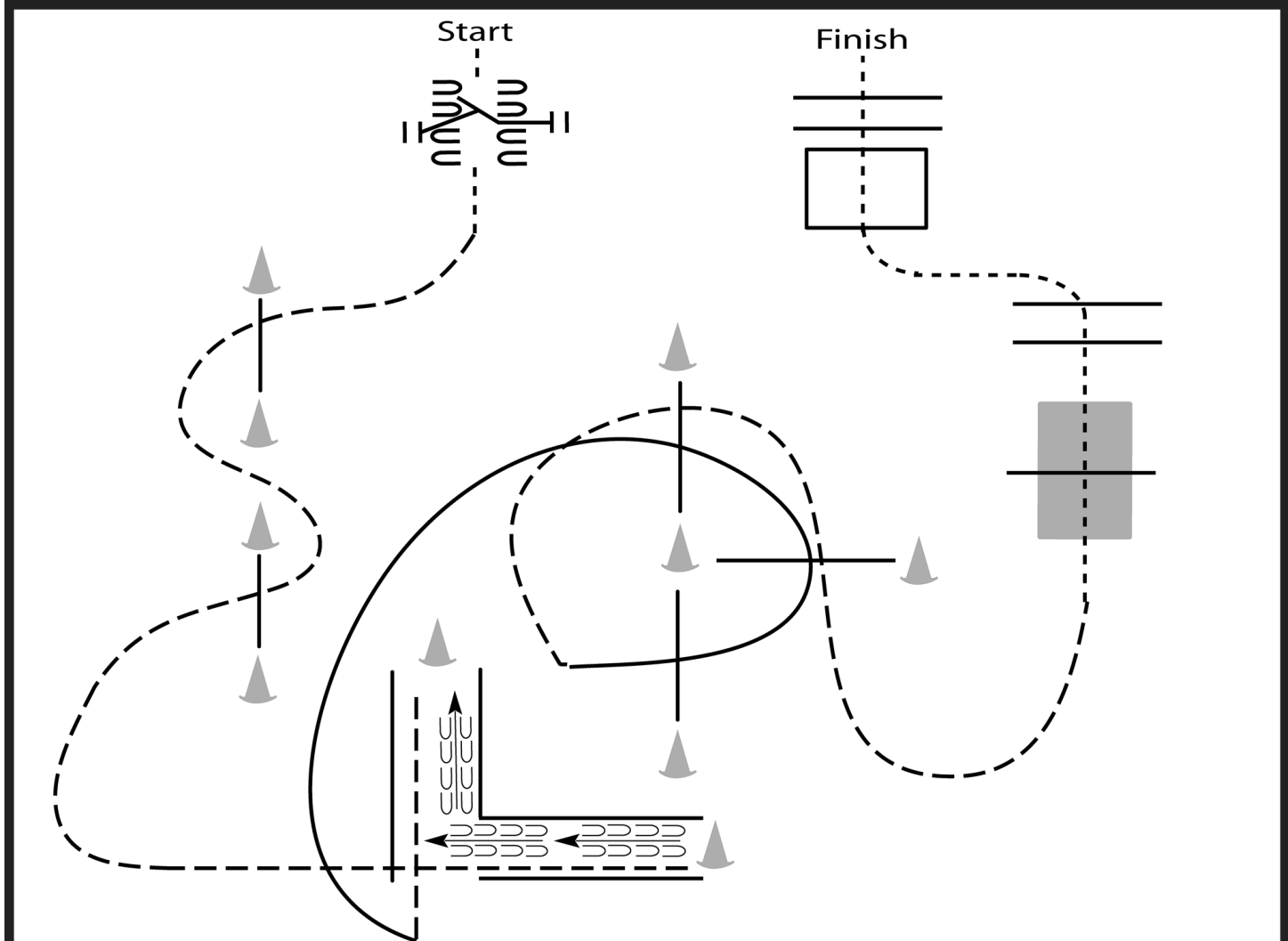
# 2016 October Show

## Trail (18 & Under, 19 & Over LOPE)

Show Date: 10-15-2016

www.HorseShowPatterns.com

www.HorseShowPatterns.com



1. Walk to and work gate with right hand.
2. Jog through cones, over poles and into chute.
3. Back the L.
4. Jog out of chute. Lope over poles on the right lead as shown.
5. Break to a jog and jog over poles and to bridge.
6. Walk over bridge and poles to box.
7. Walk through box and over elevated poles to finish.

<b>Walk</b>	-----
<b>Jog</b>	- - - - -
<b>Extended Jog</b>	- - - - -
<b>Lope</b>	—————
<b>Leg Yield</b>	
<b>Lead Change</b>	— / —
<b>Back</b>	← — ← — ←
<b>Marker</b>	Ⓚ
<b>Sidepass</b>	←-----→

[T/1-48]

Pattern Provided by:

**AAYHA**

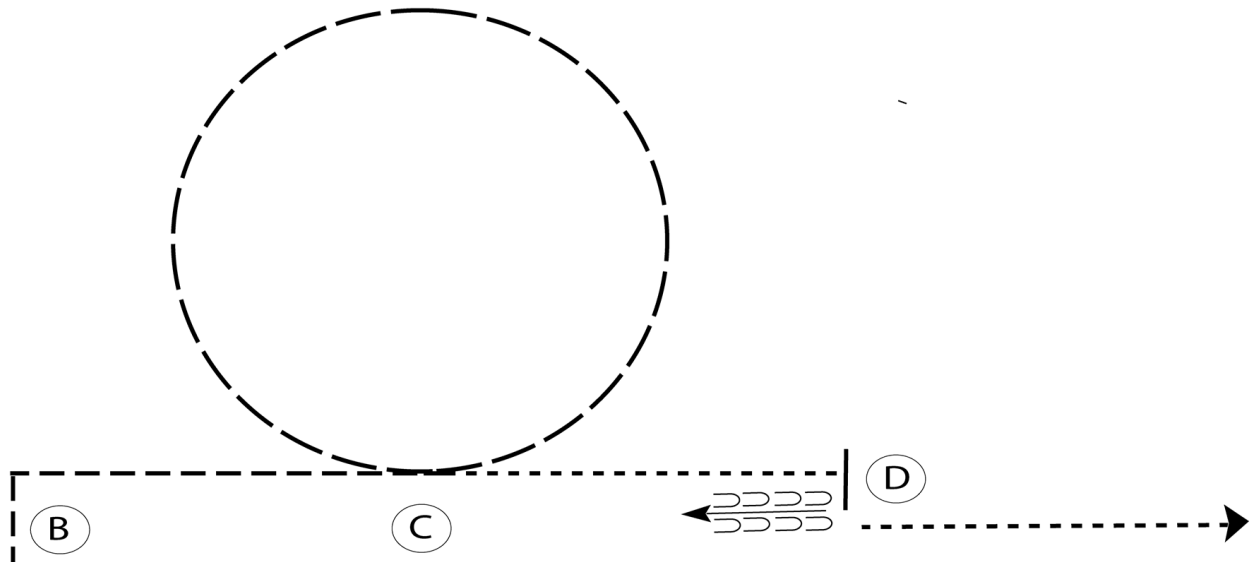
# 2016 October Show

## Western Horsemanship (All Walk/Trot)

Show Date: 10-15-2016

www.HorseShowPatterns.com

www.HorseShowPatterns.com



Be ready before A.

1. Walk to A.
2. Jog around B and to C.
3. Extend the jog in a circle to the left.
4. Walk at C and to D.
5. Stop and back approximately one horse length.
6. Walk to exit.

Follow the instructions of your ring steward.

- |                     |            |
|---------------------|------------|
| <b>Walk</b>         | -----      |
| <b>Jog</b>          | -----      |
| <b>Extended Jog</b> | -----      |
| <b>Lope</b>         | —————      |
| <b>Leg Yield</b>    |            |
| <b>Lead Change</b>  | —/—        |
| <b>Back</b>         | ←←←<br>←←← |
| <b>Marker</b>       | ⓑ          |
| <b>Sidepass</b>     | ←-----→    |

[WH/WT-65]

**Pattern Provided by:**  
**AAYHA**

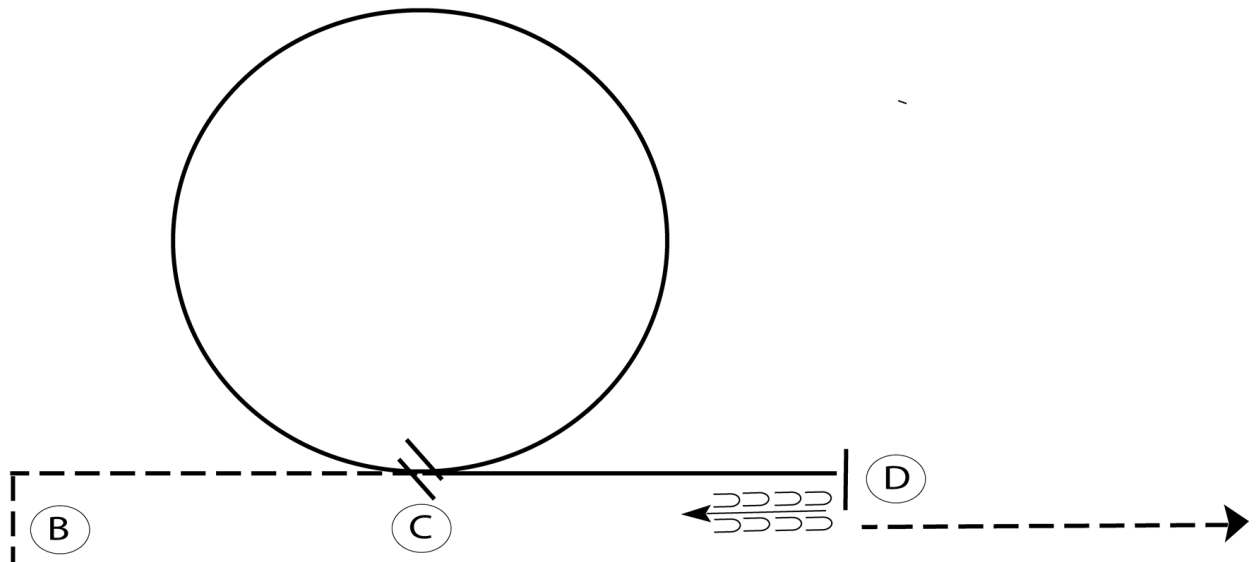
# 2016 October Show

## Western Horsemanship (18 & Under, 19 & Over LOPE)

Show Date: 10-15-2016

www.HorseShowPatterns.com

www.HorseShowPatterns.com



(A)

Be ready before A.

1. Walk to A.
2. Jog around B and to C.
3. At C, lope a circle to the left on the left lead.
4. Change leads at C and lope to D.
5. Stop and back approximately one horse length.
6. Jog to exit.

Follow the instructions of your ring steward.

<b>Walk</b>	-----
<b>Jog</b>	- - - - -
<b>Extended Jog</b>	- - - - -
<b>Lope</b>	—————
<b>Leg Yield</b>	
<b>Lead Change</b>	— / —
<b>Back</b>	← ← ← ← ← → → → → →
<b>Marker</b>	(B)
<b>Sidepass</b>	← ——— →

[WH/1-65]

**Pattern Provided by:**

**AA YHA**

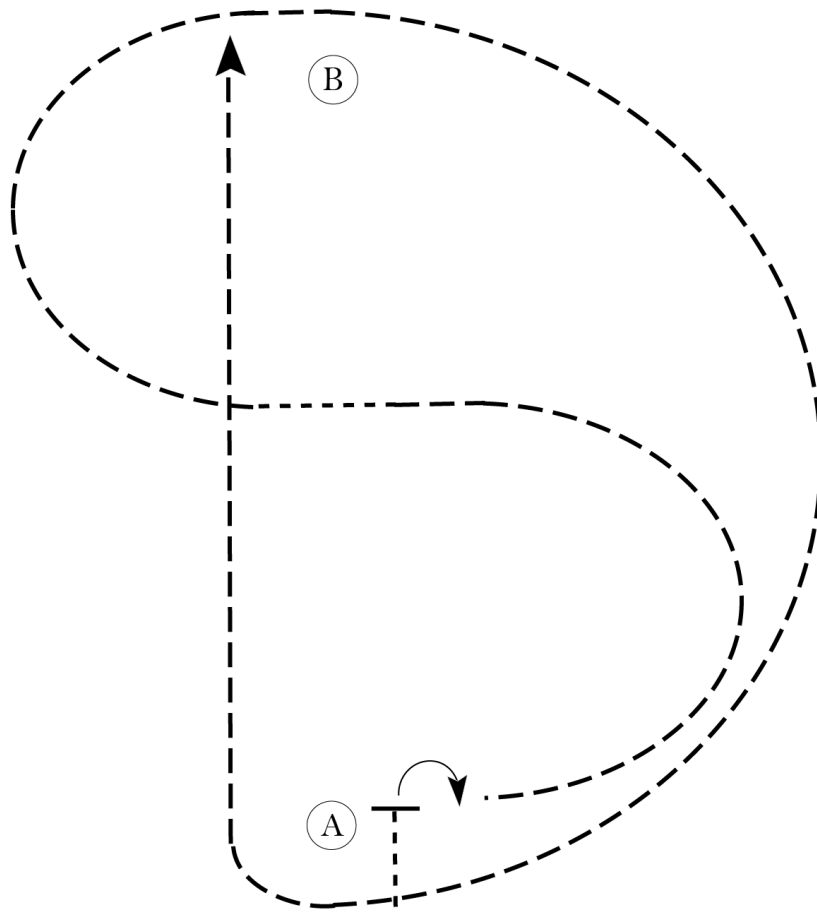
# 2016 October Show

## Hunt Seat Equitation (All Walk/Trot)

Show Date: 10-15-2016

w w w . H o r s e S h o w P a t t e r n s . c o m

w w w . H o r s e S h o w P a t t e r n s . c o m



Be ready before A.

1. Walk to A.
2. Perform a 90 degree forehand turn to the right.
3. Trot on the right diagonal in a half circle to center of pattern.
4. Walk 2-3 horse lengths.
5. Sitting trot in a half circle to B.
6. Trot on the left diagonal to and around A.
7. Continue the trot on the left diagonal to B.

Pattern is over once you pass B.

Follow the instructions of your ring steward.

Walk	-----
Trot	- - - - -
Extended Trot	— — — — —
Canter	—————
Leg Yield	
Lead Change	— / —
Back	← ← ← ← ←
Marker	⊙
Sidepass	← — — — — →
Hand Gallop	— — — — —

[HSE/WT-67]

Pattern Provided by:

**AA YHA**

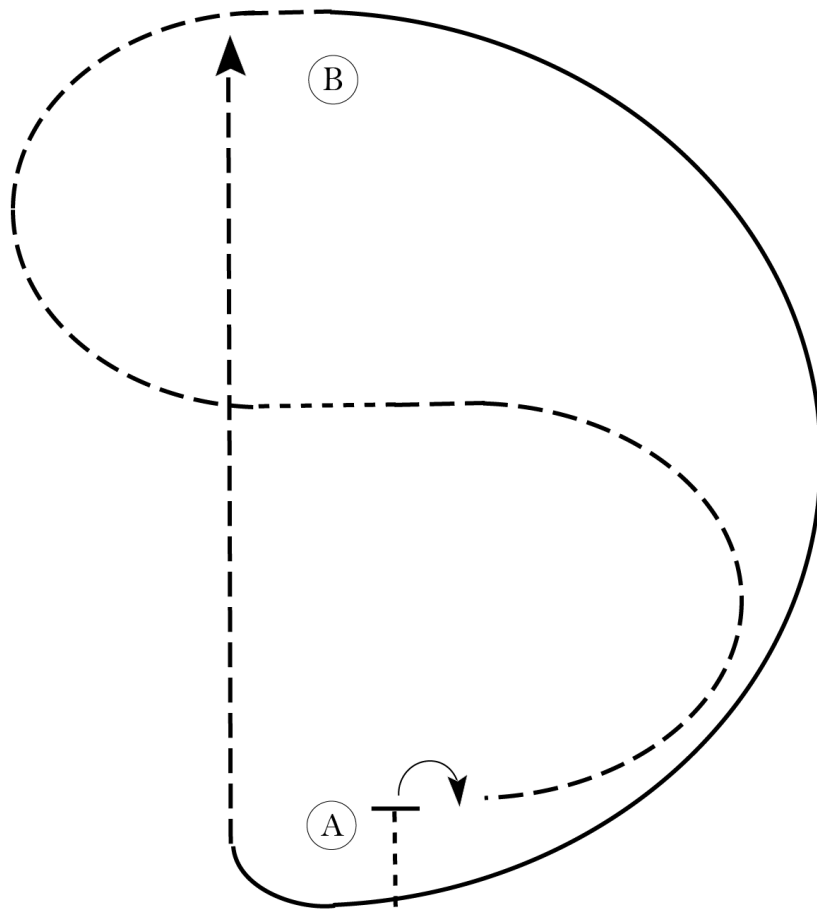
# 2016 October Show

## Hunt Seat Equitation (18 & Under, 19 & Over )

Show Date: 10-15-2016

www.HorseShowPatterns.com

www.HorseShowPatterns.com



Be ready before A.

1. Walk to A.
2. Perform a 90 degree forehand turn to the right.
3. Trot on the right diagonal in a half circle to center of pattern.
4. Walk 2-3 horse lengths.
5. Sitting trot in a half circle to B.
6. Canter on the right lead to and around A.
7. Trot on the left diagonal to B.

Pattern is over once you pass B.

Follow the instructions of your ring steward.

Walk	-----
Trot	- - - - -
Extended Trot	— — — — —
Canter	—————
Leg Yield	
Lead Change	↙ ↘
Back	← ← ← ← ←
Marker	⊙
Sidepass	← — — — — →
Hand Gallop	— — — — —

[HSE/1-67]

Pattern Provided by:

**AAYHA**

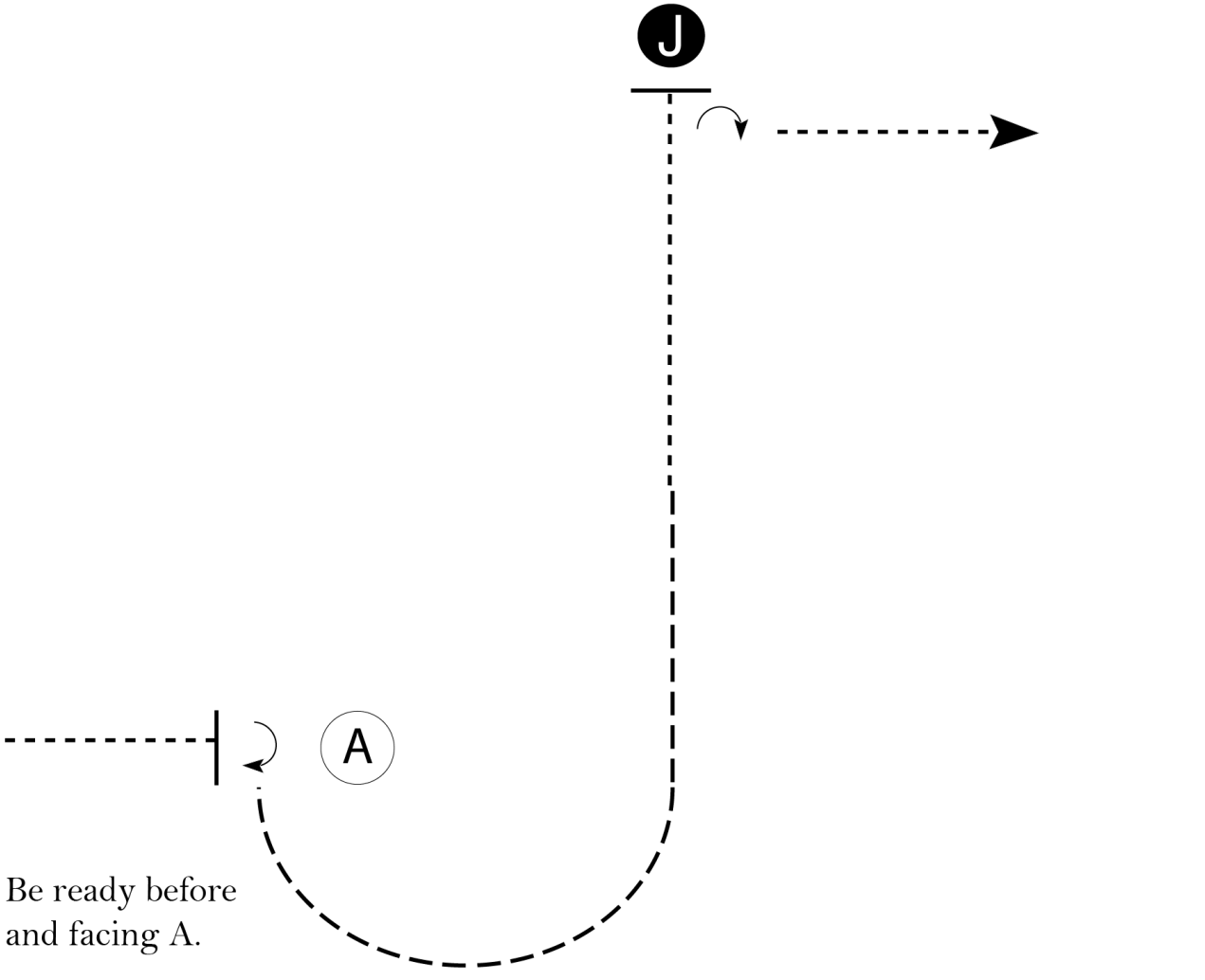
# 2016 October Show

## Showmanship (Assisted, In-Hand, All Walk/Trot)

Show Date: 10-15-2016

w w w . H o r s e S h o w P a t t e r n s . c o m

w w w . H o r s e S h o w P a t t e r n s . c o m



Be ready before and facing A.

1. Walk to A.
2. Stop and perform a 1/4 turn.
3. Trot in a half circle and halfway to Judge..
4. Walk to judge and set up for inspection.
5. When dismissed, perform a 1/4 turn and walk straight away from Judge.

Follow the instructions of your ring steward.

Walk	-----
Trot	- - - - -
Back	← ⊃ ⊃ ⊃ ⊃
Marker	⊙ B
Judge	⊙ J

[S/WT-82]

Pattern Provided by:  
**AAYHA**

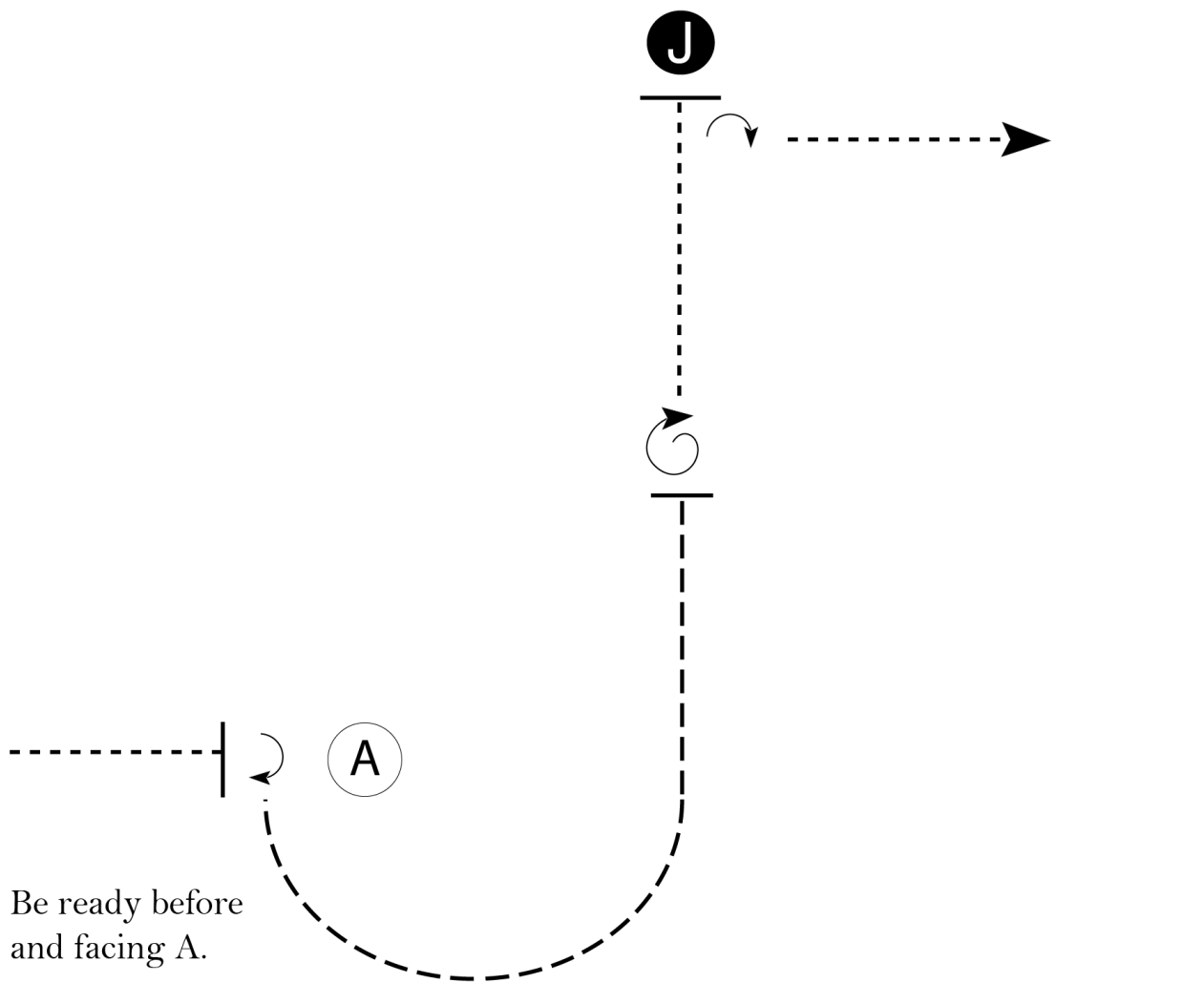
# 2016 October Show

## Showmanship (18 & Under, 19 & Over )

Show Date: 10-15-2016

w w w . H o r s e S h o w P a t t e r n s . c o m

w w w . H o r s e S h o w P a t t e r n s . c o m



1. Walk to A.
2. Stop and perform a 1/4 turn.
3. Trot in a half circle and halfway to Judge.
4. Stop and perform a full (360 degree) turn.
5. Walk to judge and set up for inspection.
6. When dismissed, perform a 1/4 turn and walk straight away from Judge.

- Walk -----  
Trot - - - - -  
Back ← ⊞ ⊞ ⊞ ⊞  
Marker (B)  
Judge (J)

Follow the instructions of your ring steward.

[S/1-82]

Pattern Provided by:

**AAYHA**