

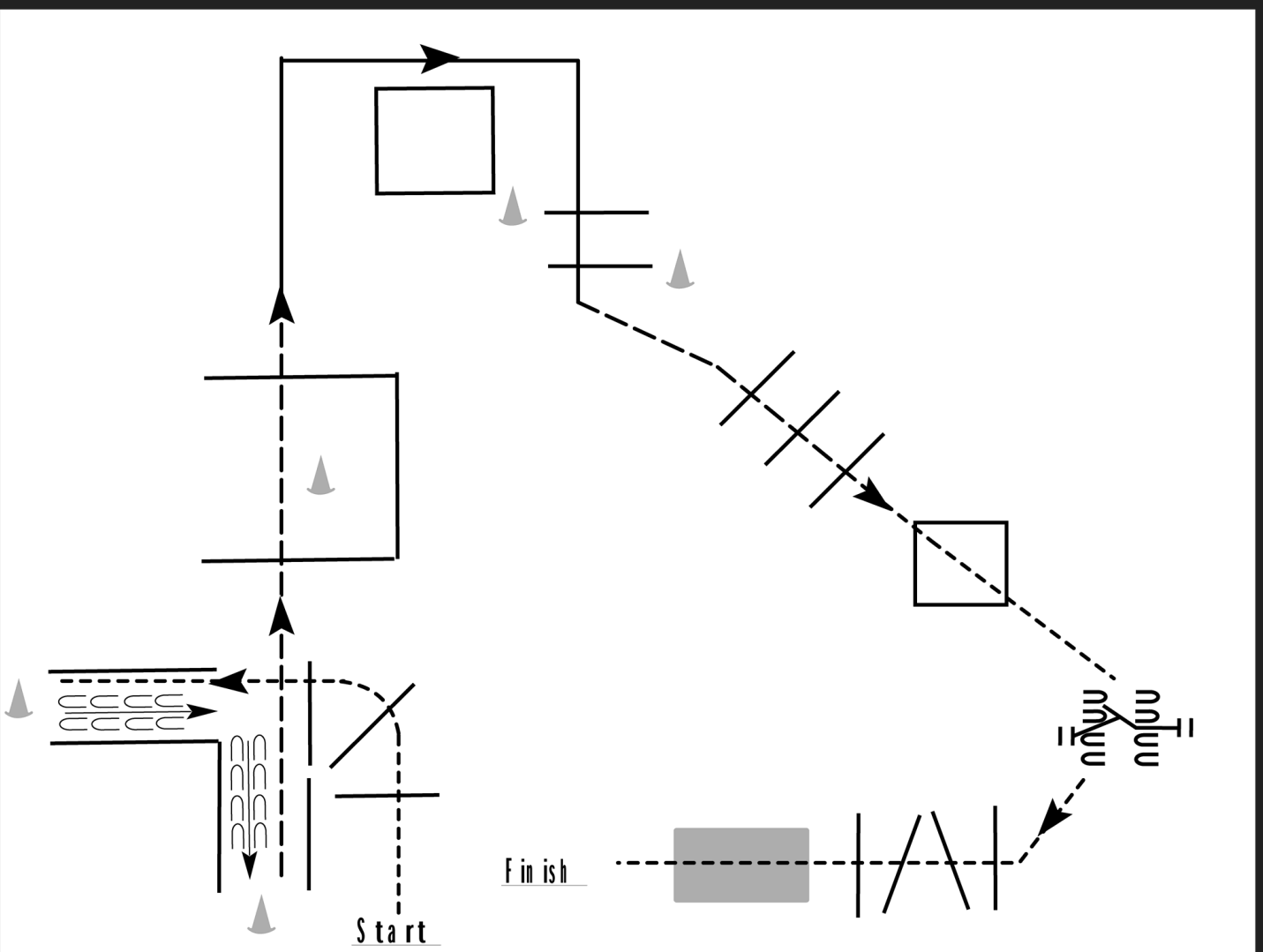
2016 January Show

Trail (18 & Under, 19 & Over LOPE)

Show Date: 01-16-2016

www.HorseShowPatterns.com

www.HorseShowPatterns.com



1. Walk over poles and into chute.
2. Back the L.
3. Jog out of chute and through box.
4. Lope on the right lead around box and over 2 poles.
5. Break to a trot and trot over poles as shown.
6. Walk to and through box to gate.
7. Work gate with the right hand.
8. Walk over poles and bridge to finish.

Walk	-----
Jog	- - - - -
Lope	—————
Back	←←←←←
Marker	▲
Sidepass	←-----→

[T/1-46]

Pattern Provided by:
AAYHA

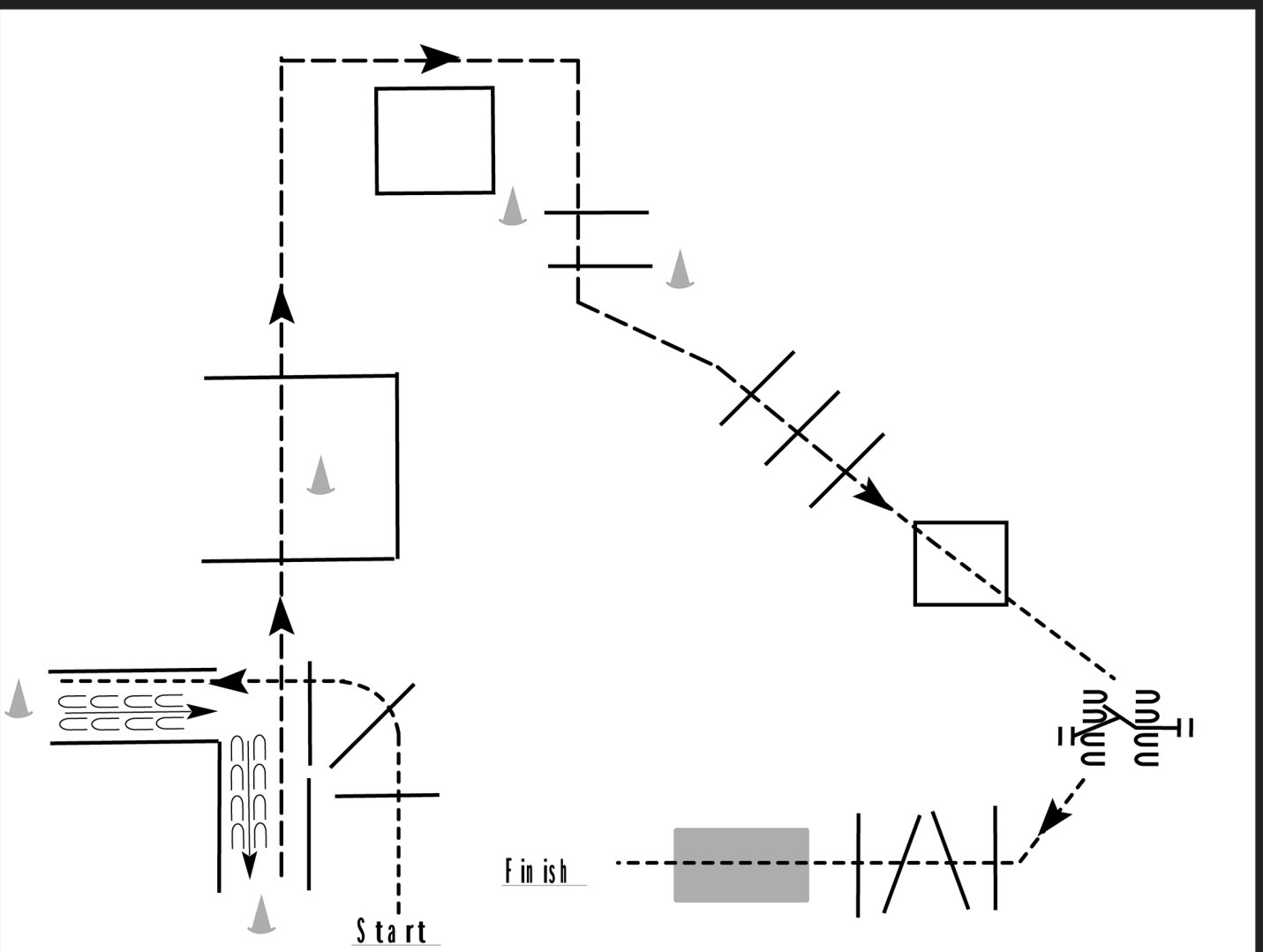
2016 January Show

Trail (Assisted, In-Hand, All Walk/Trot)

Show Date: 01-16-2016

w w w . H o r s e S h o w P a t t e r n s . c o m

w w w . H o r s e S h o w P a t t e r n s . c o m



1. Walk over poles and into chute.
2. Back the L.
3. Trot out of chute and through box.
4. Trot around box and over 2 poles.
5. Continue to trot over poles as shown.
6. Walk through box and through OPEN gate.
7. Walk over poles and bridge to finish.

Walk	-----
Jog	- - - - -
Lope	—————
Back	←←←←←
Marker	▲
Sidepass	←-----→

[T/WT-46]

Pattern Provided by:
AAYHA

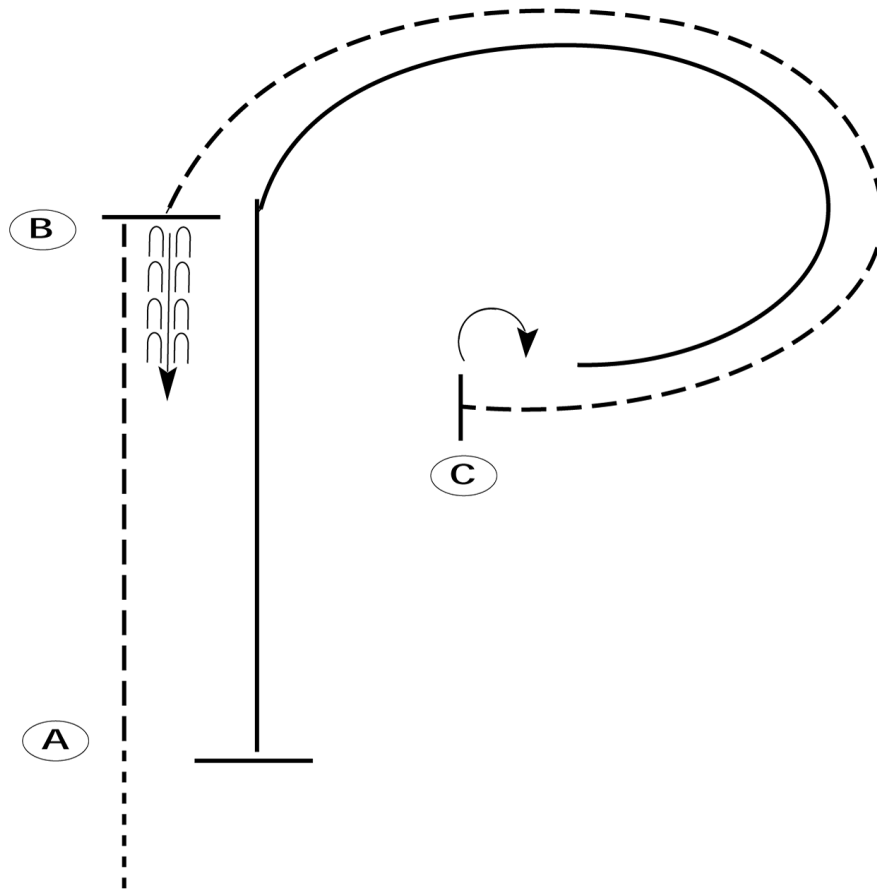
2016 January Show

Western Horsemanship (18 & Under, 19 & Over LOPE)

Show Date: 01-16-2016

www.HorseShowPatterns.com

www.HorseShowPatterns.com



Be ready before A.

1. Walk to A.
2. Jog to B.
3. Stop at B and back approximately one horse length.
4. Jog to C.
5. Stop at C and turn 180 degrees to the right.
6. Lope on the left lead past B and to A.
7. Stop at A.

Follow the instructions of your ring steward.

Walk	-----
Jog	-----
Extended Jog	-----
Lope	—————
Leg Yield	
Lead Change	—/—
Back	← 3 3 3 3 3 3
Marker	(B)
Sidepass	←-----→

[WH/1-49]

Pattern Provided by:

AA YHA

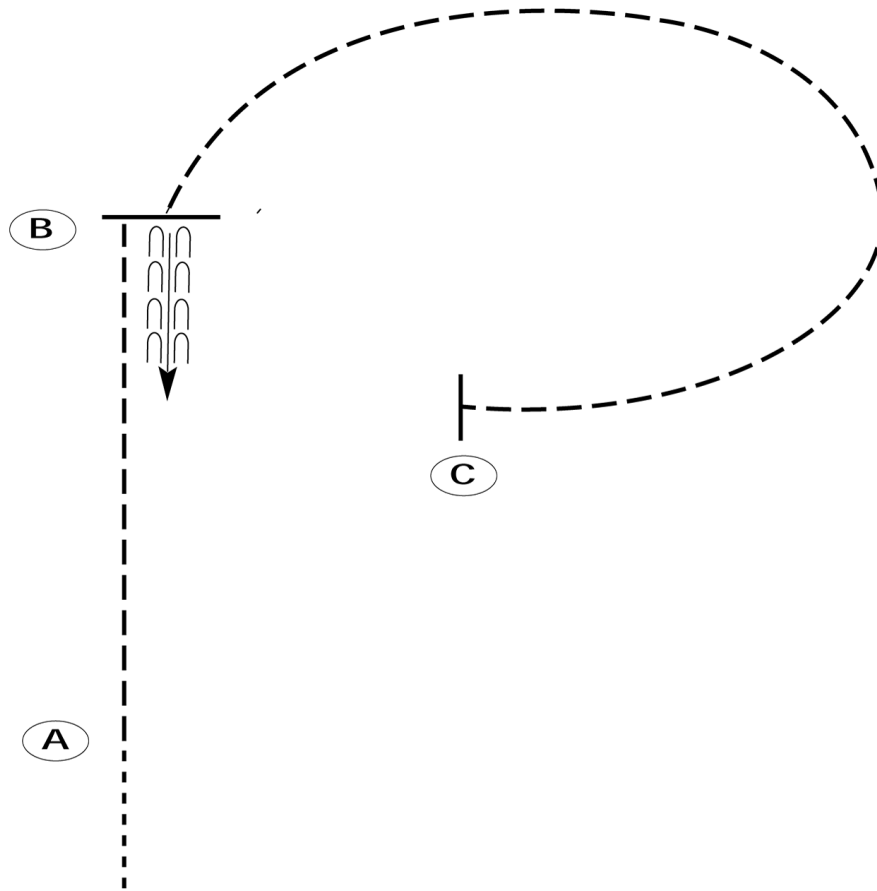
2016 January Show

Western Horsemanship (All Walk/Trot)

Show Date: 01-16-2016

www.HorseShowPatterns.com

www.HorseShowPatterns.com



Be ready before A.

1. Walk to A.
2. Jog to B.
3. Stop at B and back approximately one horse length.
4. Jog to C.
5. Stop at C.

Follow the instructions of your ring steward.

Walk	-----
Jog	-----
Extended Jog	-----
Lope	—————
Leg Yield	
Lead Change	—/—
Back	← u u u u u
Marker	(B)
Sidepass	←-----→

[WH/WT-49]

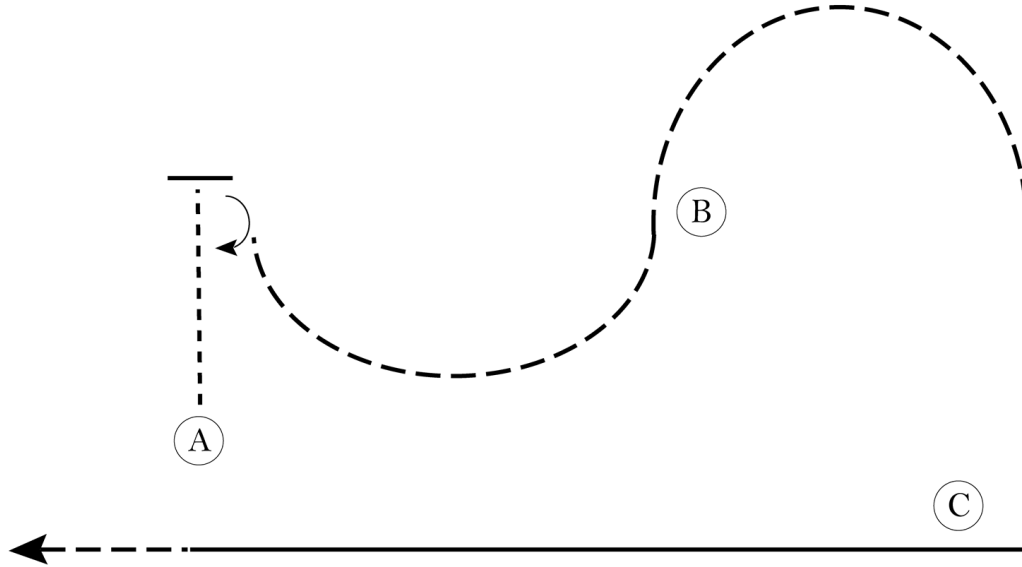
Pattern Provided by:

AAYHA

2016 January Show

Hunt Seat Equitation (18 & Under, 19 & Over)

Show Date: 01-16-2016



Be ready with your horse's tail to A.

1. Walk until even with B.
2. Stop and perform a 180 degree turn on the hindquarters right.
3. Rising trot serpentine as shown - change diagonals at B.
4. When even with B, canter right lead around C and to A.
5. Break to a sitting trot when even with A.

Pattern is over once you have passed A at the trot.

Follow the directions of your ring steward.

Walk	-----
Trot	- - - - -
Extended Trot	— — — —
Canter	—————
Lead Change	
Back	
Marker	
Hand Gallop	—————

[HSE/1-49]

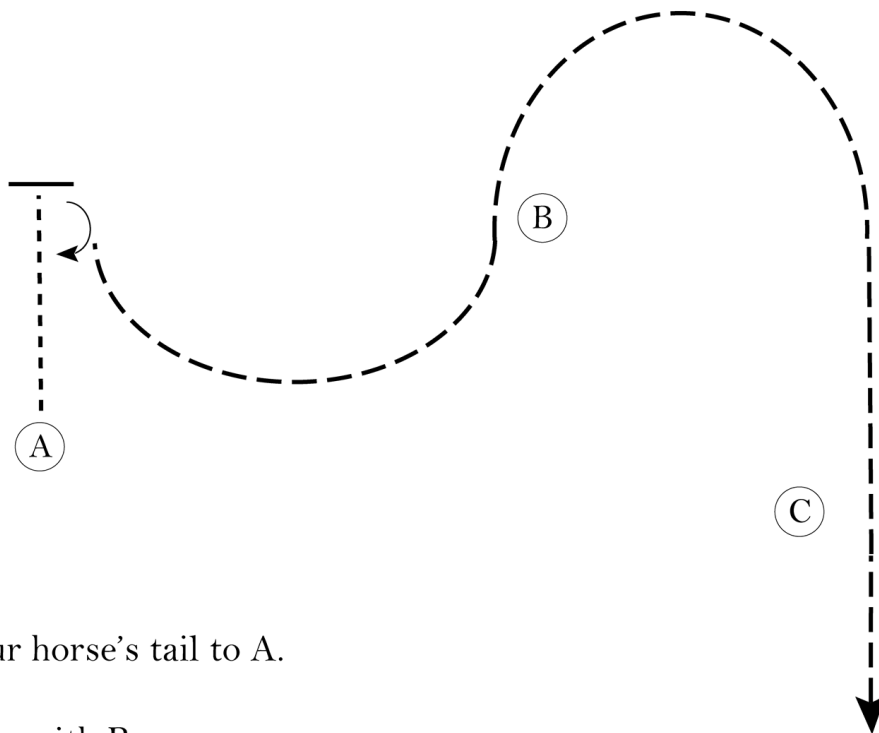
Pattern Provided by:

AA YHA

2016 January Show

Hunt Seat Equitation (All Walk/Trot)

Show Date: 01-16-2016



Be ready with your horse's tail to A.

1. Walk until even with B.
2. Stop and perform a 180 degree turn on the hindquarters right.
3. Rising trot serpentine as shown - change diagonals at B.
4. Continue to trot past C.

Pattern is over once you have passed C at the trot.

Follow the directions of your ring steward.

Walk	-----
Trot	- - - - -
Extended Trot	— — — —
Canter	—————
Lead Change	↘
Back	←
Marker	(B)
Hand Gallop	—————

[HSE/WT-49]

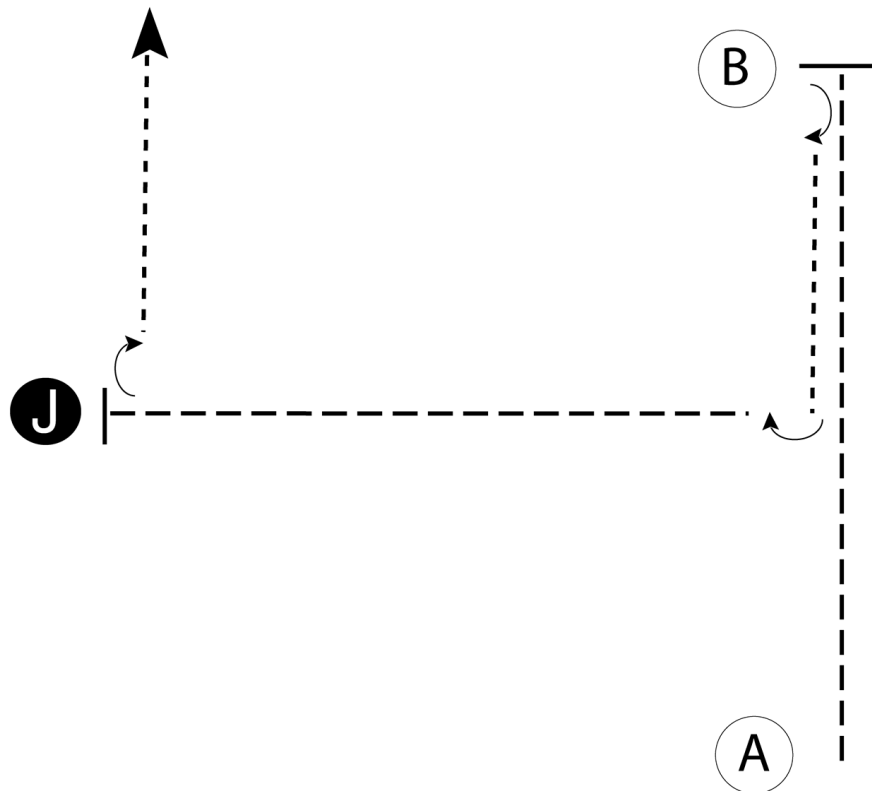
Pattern Provided by:

AA YHA

2016 January Show

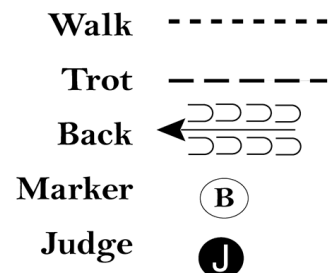
Showmanship (18 & Under LOPE, 19 & Over LOPE)

Show Date: 01-16-2016



Be ready at A.

1. Trot to B.
2. Stop at B.
3. Perform a 180 degree turn.
4. Walk until even with judge. Perform a 90 degree turn.
5. Trot to judge.
6. Stop and set up for inspection.
7. When dismissed, perform a 90 degree turn.
8. Walk straight away from judge.



Follow the instructions of your ring steward.

[S/1-45]

Pattern Provided by:

AAYHA

w w w . H o r s e S h o w P a t t e r n s . c o m

w w w . H o r s e S h o w P a t t e r n s . c o m

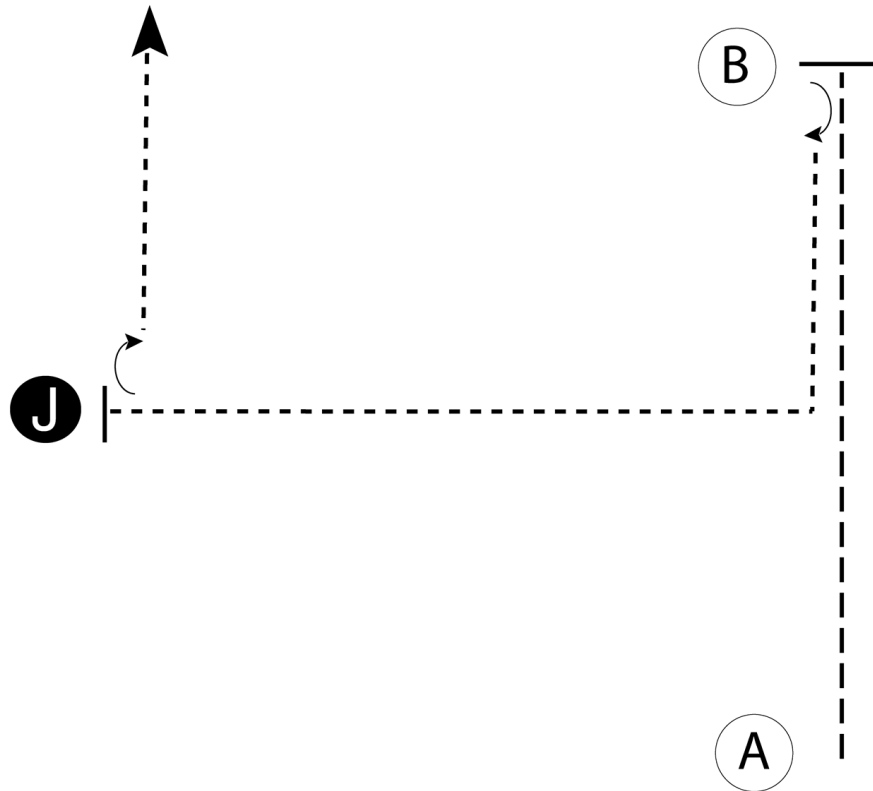
2016 January Show

Showmanship (Assisted, In-Hand, All Walk/Trot)

Show Date: 01-16-2016

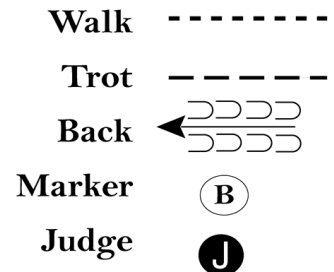
w w w . H o r s e S h o w P a t t e r n s . c o m

w w w . H o r s e S h o w P a t t e r n s . c o m



Be ready at A.

1. Trot to B.
2. Stop at B.
3. Perform a 180 degree turn.
4. Walk halfway back to A then walk toward judge.
5. Walk to judge.
6. Stop and set up for inspection.
7. When dismissed, perform a 90 degree turn.
8. Walk straight away from judge.



Follow the instructions of your ring steward.

[S/WT-45]

Pattern Provided by:

AAYHA